

THIS IS ONLY FOR TENDER NOT FOR CONSTRUCTION. BEFORE STARTING CONSTRUCTION ALL DRAWING TO BE VERIFIED BY CONCERN AUTHORITY

LEGENDS :	
T.Y.P.	= TYPICAL.
SCTN.	= SECTION
H.	= HEIGHT.
W.	= WIDE.
M.	= METER.
D00	= DOOR.
W00	= WINDOW.
V00	= VENTILATION.

GRAPHICS LEGEND :	
	R.C.C. FOR COLUMN
	R.C.C. FOR SLAB & PCC
	230 MM TK. MAIN WALL
	115 MM TK. PARTION WALL
	115 MM TK. PLUMBING WALL
	300 X 300/600 X 600 MM TILING WORK
	GRANITE PLATFORM
LAYERS :	
	COLUMN LINE
	SLAB LINE
	GRIDE LINE
	CENTER LINE
	BEAM LINE
	MASONARY LINE
	GLASS LINE
	GRANITE STONE MARBOLE TILE LINE
	±FINISHED LVL.
	+UNFINISHED LVL.
	±FINISHED LVL.
	+UNFINISHED LVL.
	WINDOW / VENTILATION / DOOR INDICATES OF NO.
	DEMANSIONS INDICATES OF ALPHABETS.
	INDICATE OF LVL. DROP.
	ELEVATION SYMBOL

CONFIDENTIAL STATEMENT:-
THIS DRAWING IS THE PROPERTY OF GERMI. THIS INFORMATION IS CONFIDENTIAL AND IS TO BE USED IN CONNECTION WITH WORK DESCRIBED BY GERMI. NO PART IS TO BE DISCLOSED OR COPY TO OTHER WITHOUT WRITTEN PERMISSION FROM GERMI.

- GENERAL NOTES:-**
- ALL DIMENSIONS ARE IN MILLIMETER AND ALL LEVELS ARE IN Meter UNLESS AND OTHERWISE SPECIFIED.
 - ALL THE DIMENSIONS SHALL BE READ & NOT TO BE MEASURED.
 - DRIP MOLD IS TO BE PROVIDED AT EXTERNAL WINDOW LINTELS.
 - ARCHITECTURAL DRAWINGS MUST ALWAYS BE READ IN CONJUNCTION WITH ALL OTHER RELEVANT SERVICES DRAWINGS AND CONTRACT DOCUMENTS. ANY DISCREPANCY BETWEEN THESE DRAWING SAND DOCUMENTS SHOULD BE REPORTED TO THE ENGINEER FOR CLARIFICATION AND VERIFICATION.
 - OR ALL FLOORING MUST BE (KOTA STONE)
 - FOR TOILET FLOORING MUST BE (ANTI SKID TILES)
 - FOR TERRACE FLOORING MUST BE (CHINA MOSAIC)

CLIENT

MORBI MUNICIPAL CORPORATION
15, Vasant Plot Main Road,
Sardar Nagar, Morbi-363641

CONSULTANTS

GUJARAT ENERGY RESEARCH & MANAGEMENT INSTITUTE
1st FLOOR, ENERGY BUILDING PDPU CAMPUS, RAISAN VILLAGE, GANDHINAGAR, GUJARAT-382 007
CONTACT: +91-9601986496, pvorastructure@gmail.com, www.pvora.in

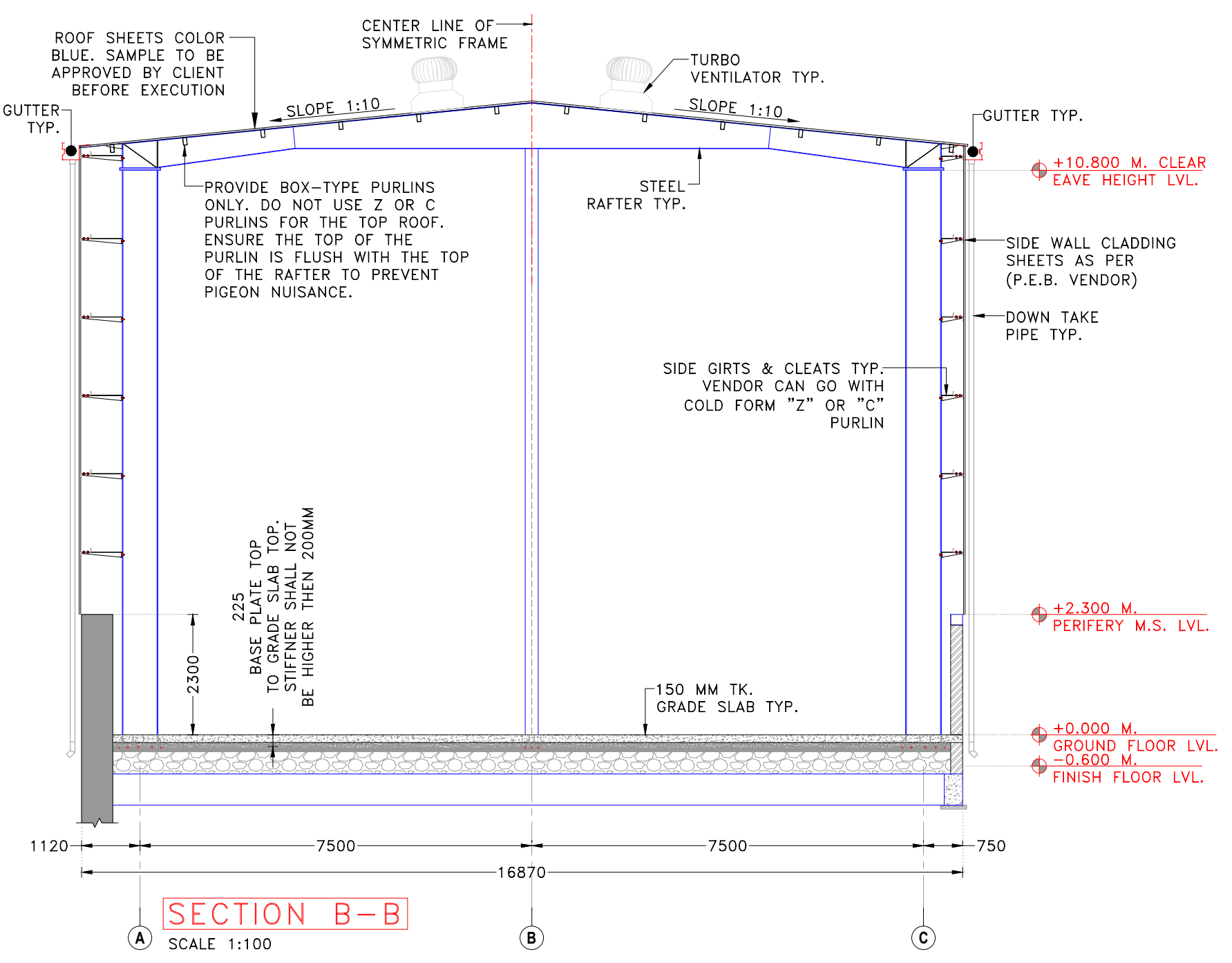
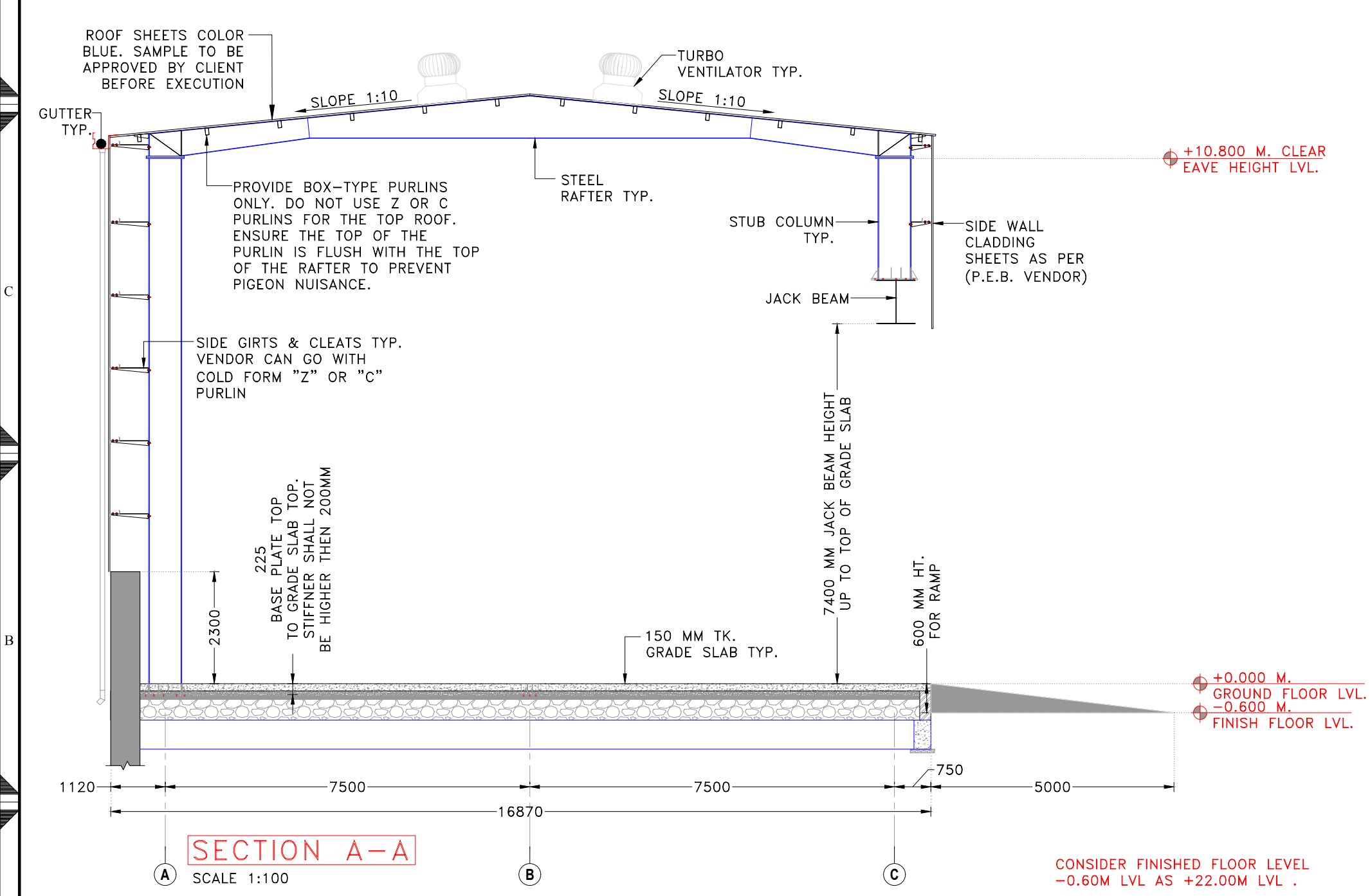
REV.	DATE	PURPOSE	BY
R0	00-00-00	-	PJV

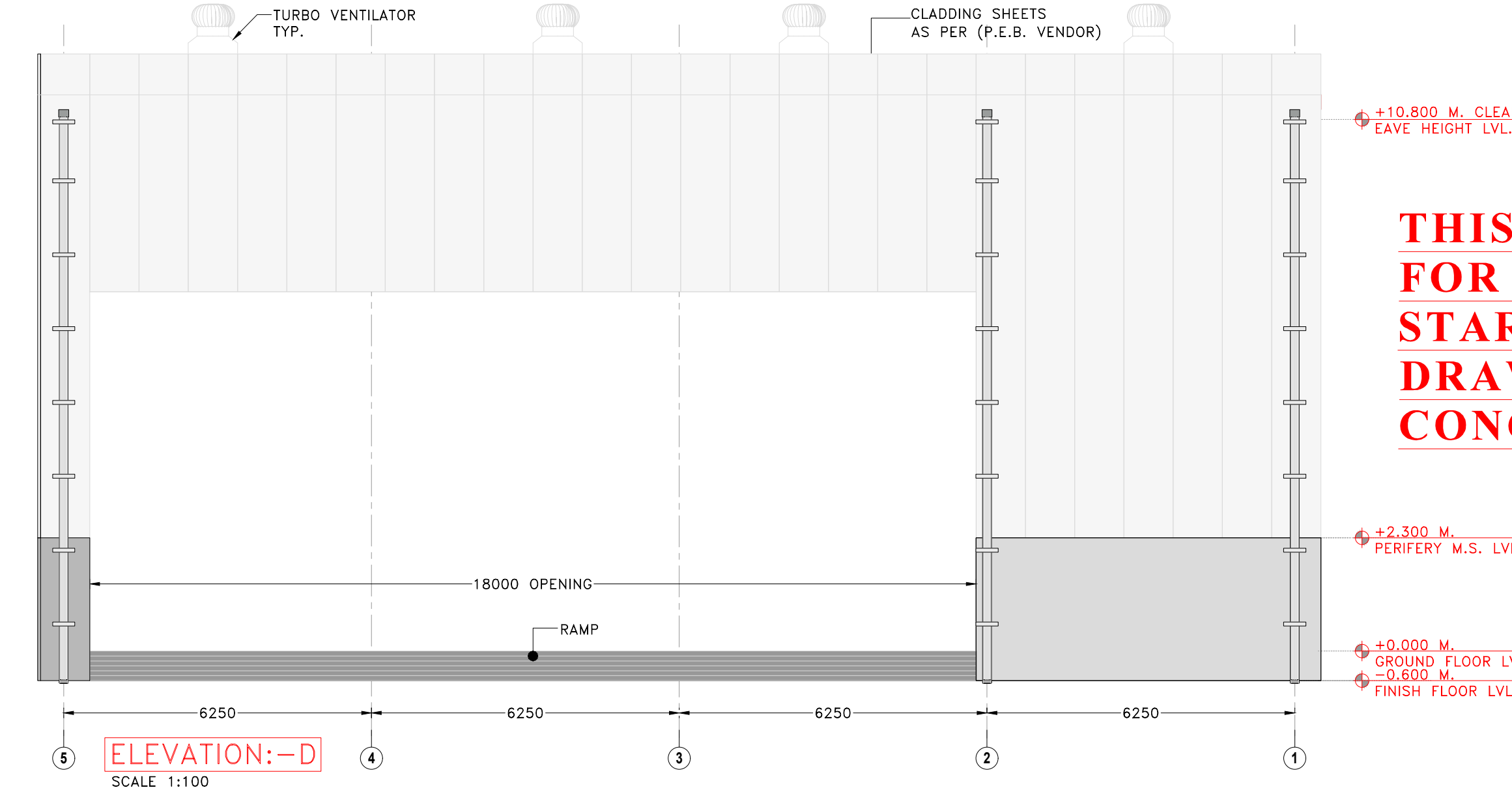
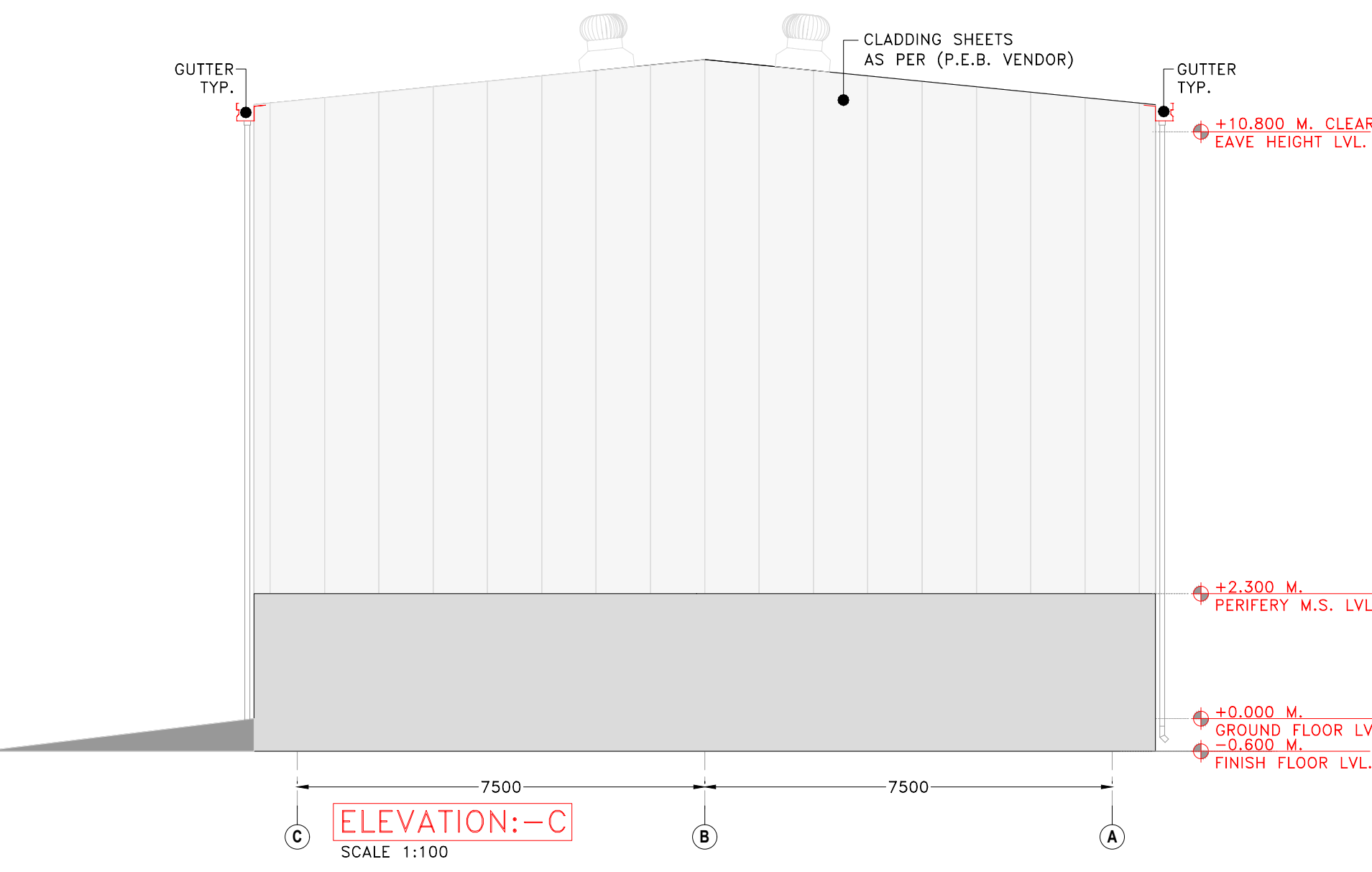
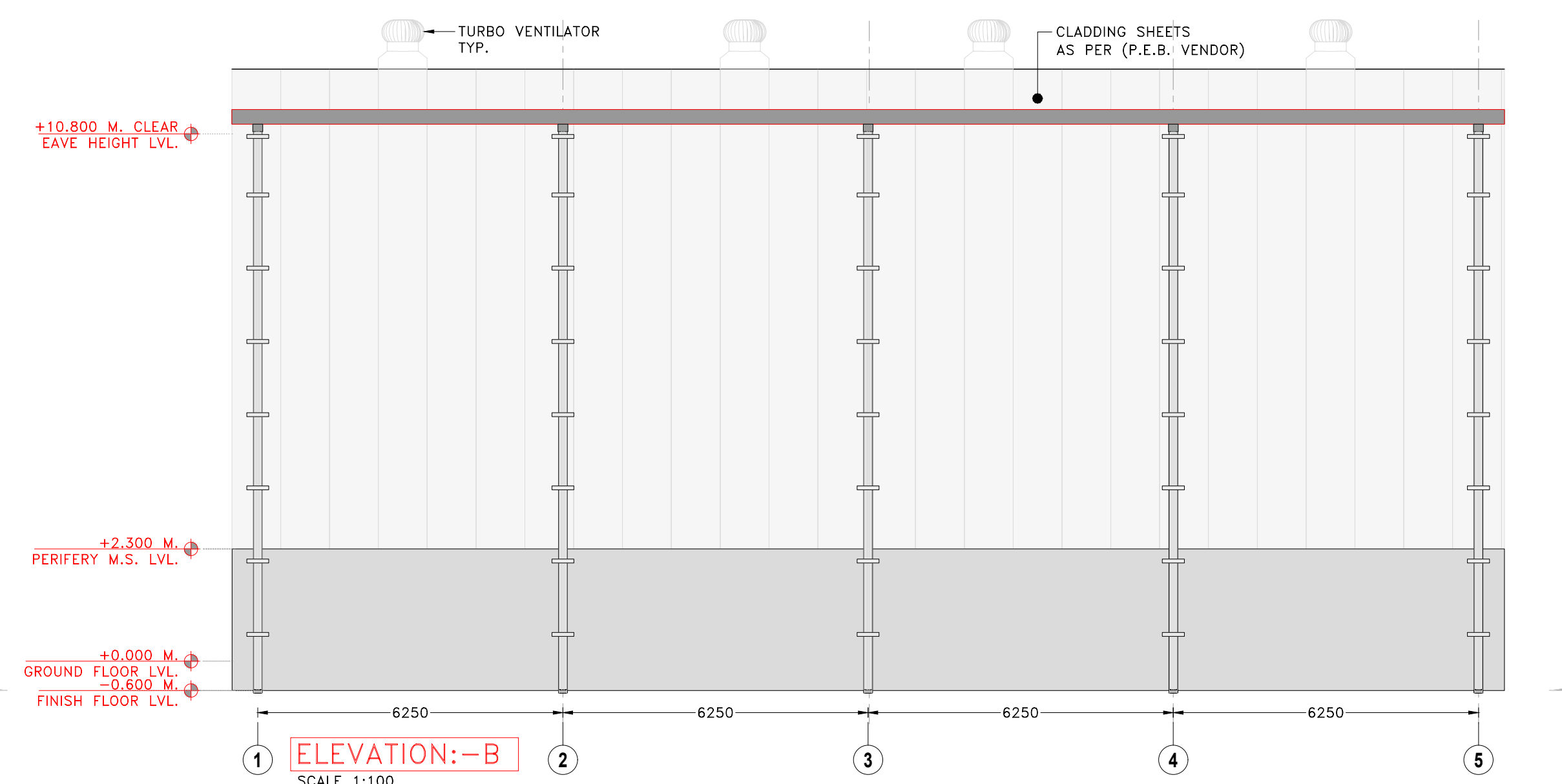
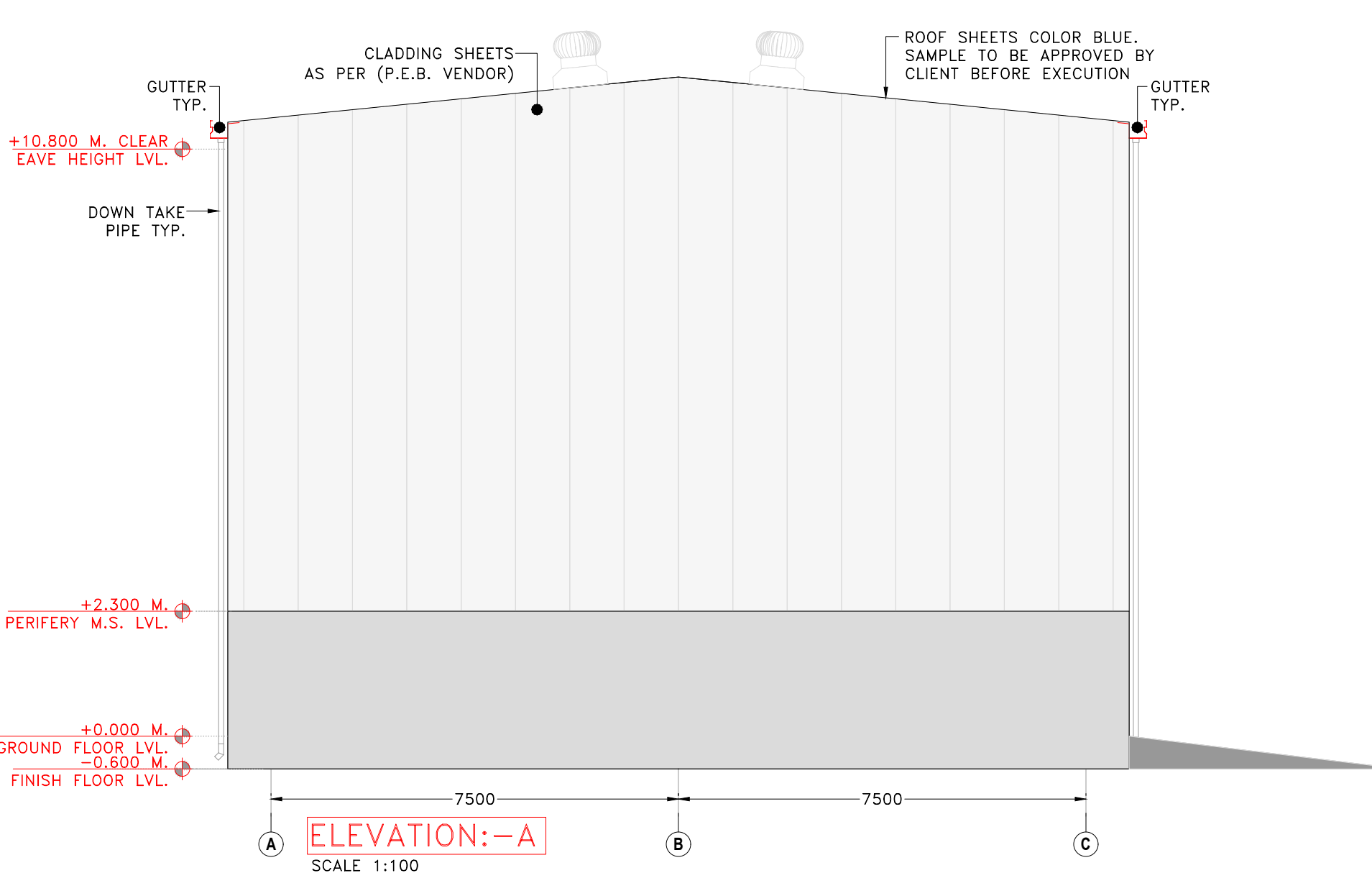

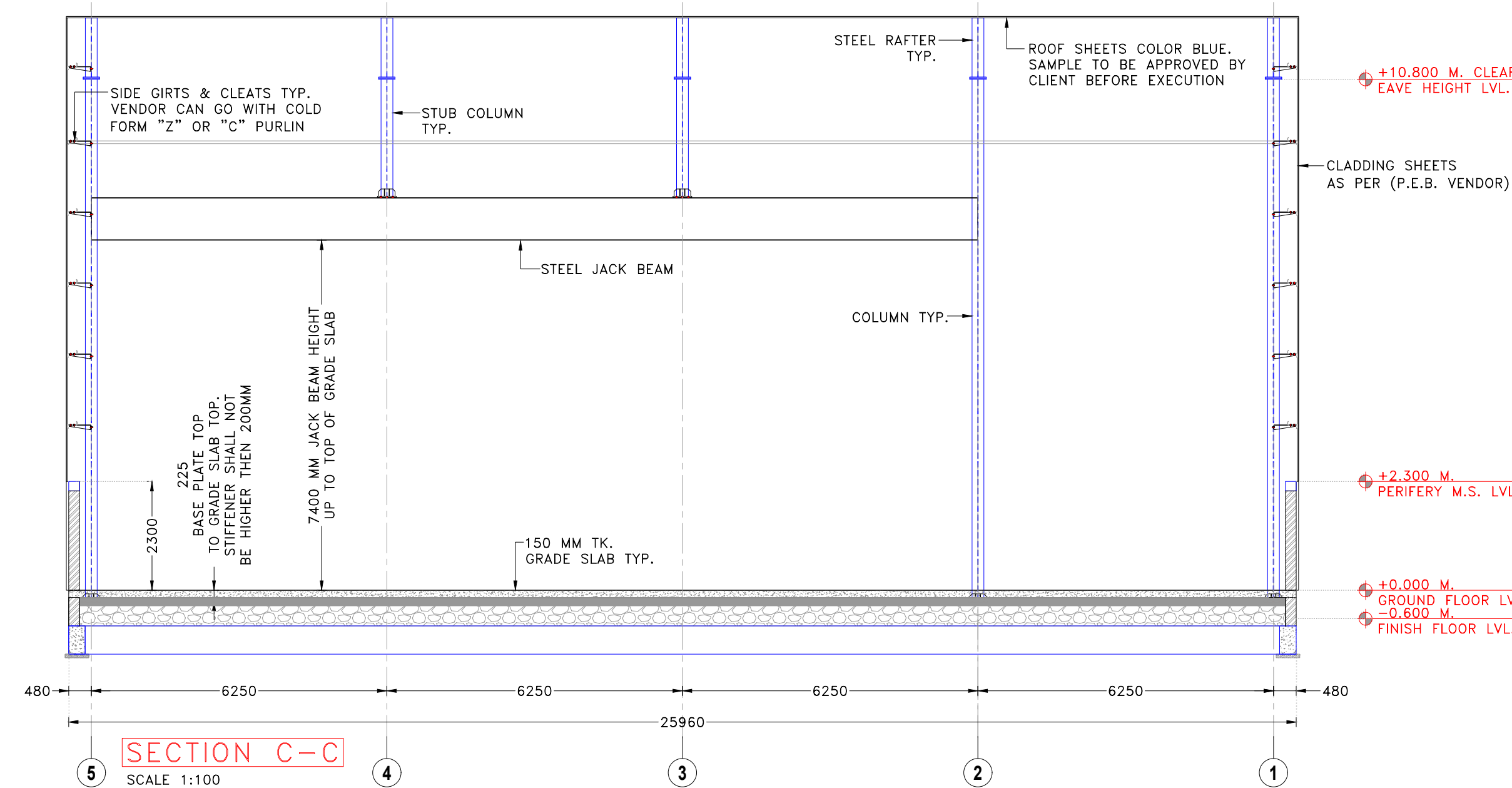
PROJECT NUMBER:- 6225
BUILDING NAME:- MATERIAL INSPECTION SHED
PROJECT NAME:- NEW SLF FOR LALPUR SITE, MORBI

DRAWN:- NIKITA
CHECK:- AYAN
APPROVE:- PRASHAM
DATE:- 23-12-2025
SCALE:- AS SHOWN

DRAWING TITLE:- ARCHITECTURAL LAYOUT OF GROUND FLOOR, ROOF & ELEVATION DETAIL

DRAWING NO	REVISION	SHEET	FOR
11.A.101	R0	A1	T TENDER





THIS IS ONLY FOR TENDER NOT FOR CONSTRUCTION. BEFORE STARTING CONSTRUCTION ALL DRAWING TO BE VERIFIED BY CONCERN AUTHORITY

LEGENDS :	
T.Y.P.	= TYPICAL.
SCTN.	= SECTION
H.	= HEIGHT.
W.	= WIDE.
M.	= METER.
D00	= DOOR.
W00	= WINDOW.
V00	= VENTILATION.

GRAPHICS LEGEND :	
	R.C.C. FOR COLUMN
	R.C.C. FOR SLAB & PCC
	230 MM TK. MAIN WALL
	115 MM TK. PARTION WALL
	115 MM TK. PLUMBING WALL
	300 X 300/600 X 600 MM TILING WORK
	GRANITE PLATFORM
LAYERS :	
	COLUMN LINE
	SLAB LINE
	GRIDE LINE
	CENTER LINE
	BEAM LINE
	MASONARY LINE
	GLASS LINE
	GRANITE STONE MARBOLE TILE LINE
	±FINISHED LVL.
	+UNFINISHED LVL.
	±FINISHED LVL.
	+UNFINISHED LVL.
	WINDOW / VENTILATION / DOOR INDICATES OF NO.
	DEMANSIONS INDICATES OF ALPHABETS.
	INDICATE OF LVL. DROP.
	ELEVATION SYMBOL

CONFIDENTIAL STATEMENT:-
THIS DRAWING IS THE PROPERTY OF GERMI. THIS INFORMATION IS CONFIDENTIAL AND IS TO BE USED IN CONNECTION WITH WORK DESCRIBED BY GERMI. NO PART IS TO BE DISCLOSED OR COPY TO OTHER WITHOUT WRITTEN PERMISSION FROM GERMI.

- GENERAL NOTES:-**
- ALL DIMENSIONS ARE IN MILLIMETER AND ALL LEVELS ARE IN Meter UNLESS AND OTHERWISE SPECIFIED.
 - ALL THE DIMENSIONS SHALL BE READ & NOT TO BE MEASURED.
 - DRIP MOLD IS TO BE PROVIDED AT EXTERNAL WINDOW LINTELS.
 - ARCHITECTURAL DRAWINGS MUST ALWAYS BE READ IN CONJUNCTION WITH ALL OTHER RELEVANT SERVICES DRAWINGS AND CONTRACT DOCUMENTS. ANY DISCREPANCY BETWEEN THESE DRAWING SAND DOCUMENTS SHOULD BE REPORTED TO THE ENGINEER FOR CLARIFICATION AND VERIFICATION.
 - OR ALL FLOORING MUST BE (KOTA STONE)
 - FOR TOILET FLOORING MUST BE (ANTI SKID TILES)
 - FOR TERRACE FLOORING MUST BE (CHINA MOSAIC)

CLIENT

ADDRESS:
MORBI MUNICIPAL CORPORATION
15, Vasant Plot Main Road,
Sardar Nagar, Morbi-363641

CONSULTANTS

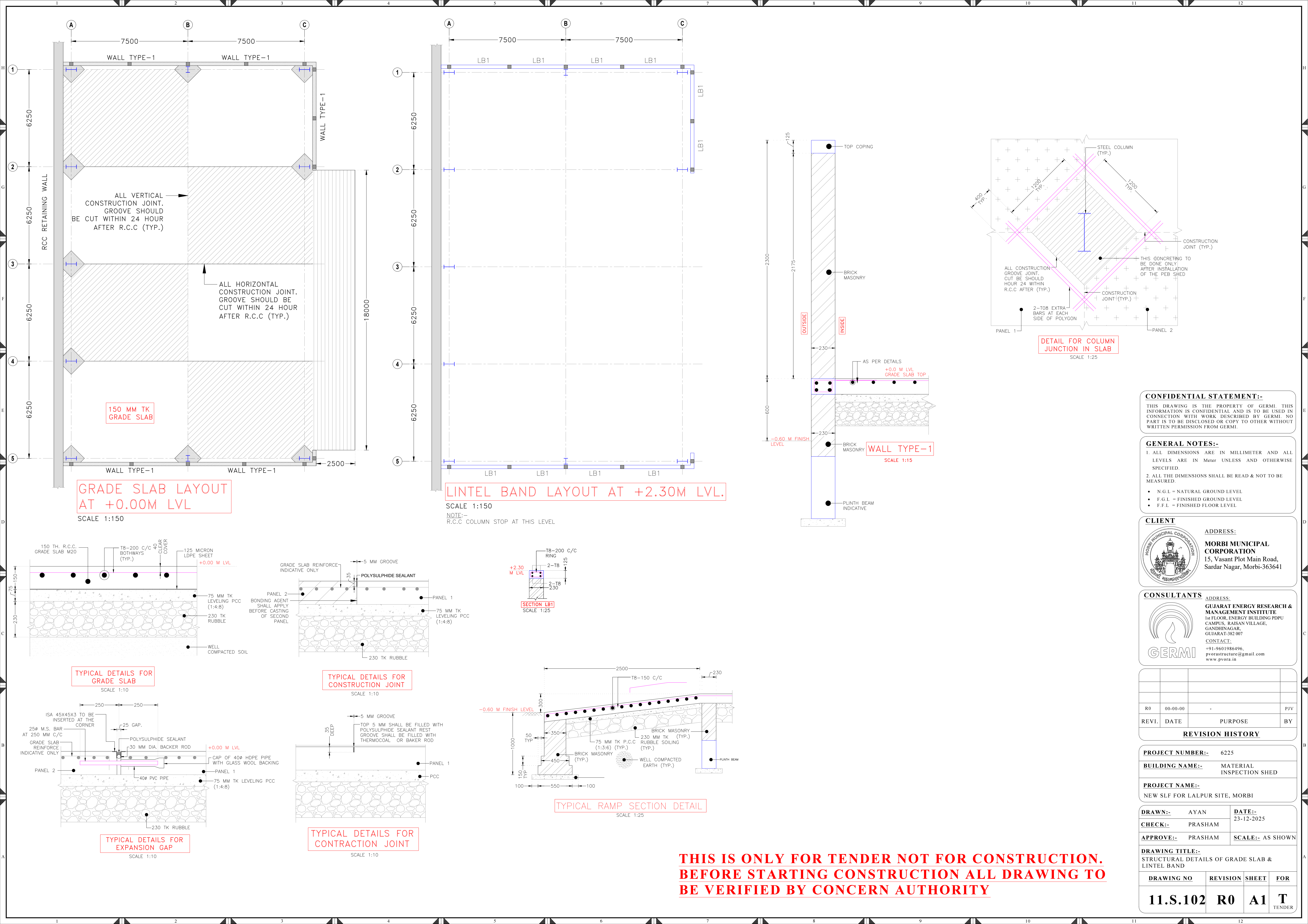
ADDRESS:
GUJARAT ENERGY RESEARCH & MANAGEMENT INSTITUTE
1st FLOOR, ENERGY BUILDING PDPU CAMPUS, RAISAN VILLAGE, GANDHINAGAR, GUJARAT-382 007
CONTACT:
+91-9601986496,
pvorastructure@gmail.com
www.pvora.in

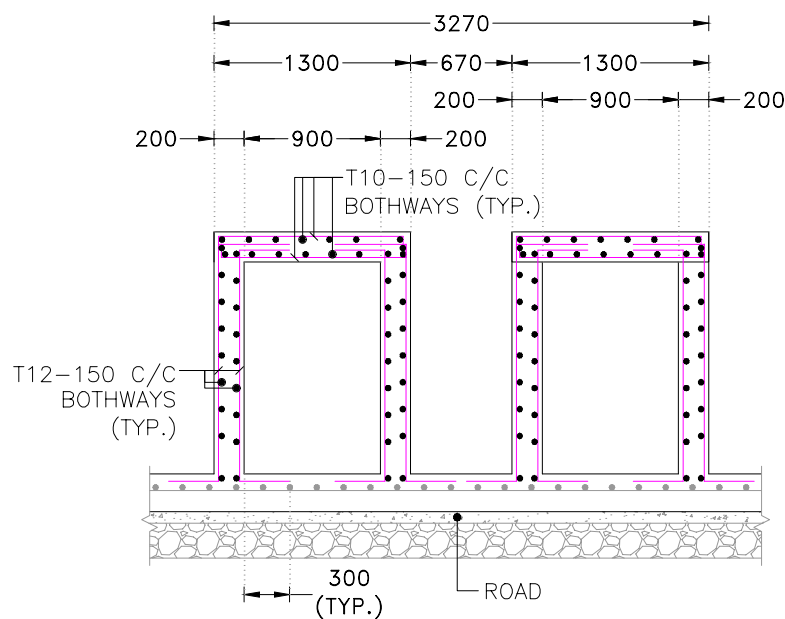
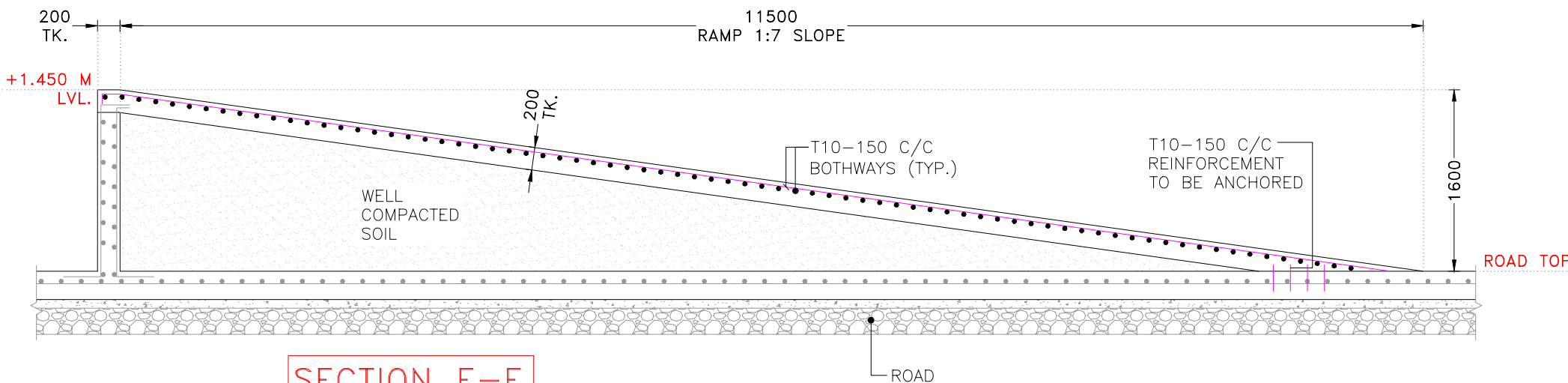
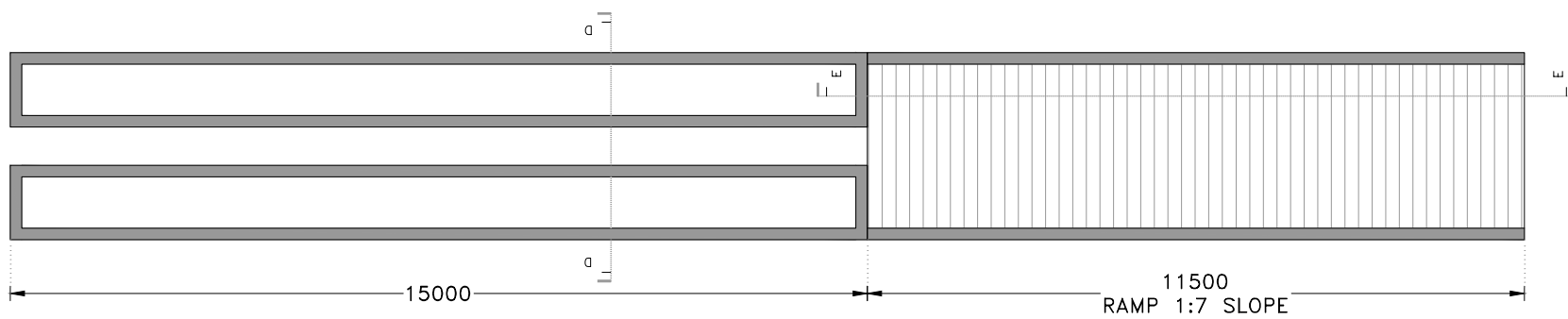
REV.	DATE	PURPOSE	BY
R0	00-00-00	-	PJV
REVI.	DATE	PURPOSE	BY

PROJECT NUMBER:- 6225
BUILDING NAME:- MATERIAL INSPECTION SHED
PROJECT NAME:- NEW SLF FOR LALPUR SITE, MORBI

DRAWN:- NIKITA
CHECK:- AYAN
APPROVE:- PRASHAM
DATE:- 23-12-2025
SCALE:- AS SHOWN

DRAWING TITLE:- ARCHITECTURAL LAYOUT OF GROUND FLOOR, ROOF & ELEVATION DETAIL			
DRAWING NO	REVISION	SHEET	FOR
11.A.102	R0	A1	T TENDER





**THIS IS ONLY FOR TENDER NOT FOR
CONSTRUCTION. BEFORE STARTING
CONSTRUCTION ALL DRAWING TO BE VERIFIED
BY CONCERN AUTHORITY**

CONFIDENTIAL STATEMENT:-

THIS DRAWING IS THE PROPERTY OF GERMI. THIS INFORMATION IS CONFIDENTIAL AND IS TO BE USED IN CONNECTION WITH WORK DESCRIBED BY GERMI. NO PART IS TO BE DISCLOSED OR COPY TO OTHER WITHOUT WRITTEN PERMISSION FROM GERMI.

GENERAL NOTES:-

- ALL DIMENSIONS ARE IN MILLIMETER AND ALL LEVELS ARE IN Meter UNLESS AND OTHERWISE SPECIFIED.
- ALL THE DIMENSIONS SHALL BE READ & NOT TO BE MEASURED.

- N.G.L = NATURAL GROUND LEVEL
- F.G.L = FINISHED GROUND LEVEL
- F.F.L = FINISHED FLOOR LEVEL

CLIENT



ADDRESS:

MORBI MUNICIPAL CORPORATION
15, Vasant Plot Main Road,
Sardar Nagar, Morbi-363641

CONSULTANTS



ADDRESS:

GUJARAT ENERGY RESEARCH & MANAGEMENT INSTITUTE
1st FLOOR, ENERGY BUILDING PDP
CAMPUS, RAISAN VILLAGE,
GANDHINAGAR,
GUJARAT-382 007

CONTACT:

+91-9601986496,
pvorastructure@gmail.com
www.pvora.in

R0	00-00-00	-	PJV
REVI.	DATE	PURPOSE	BY

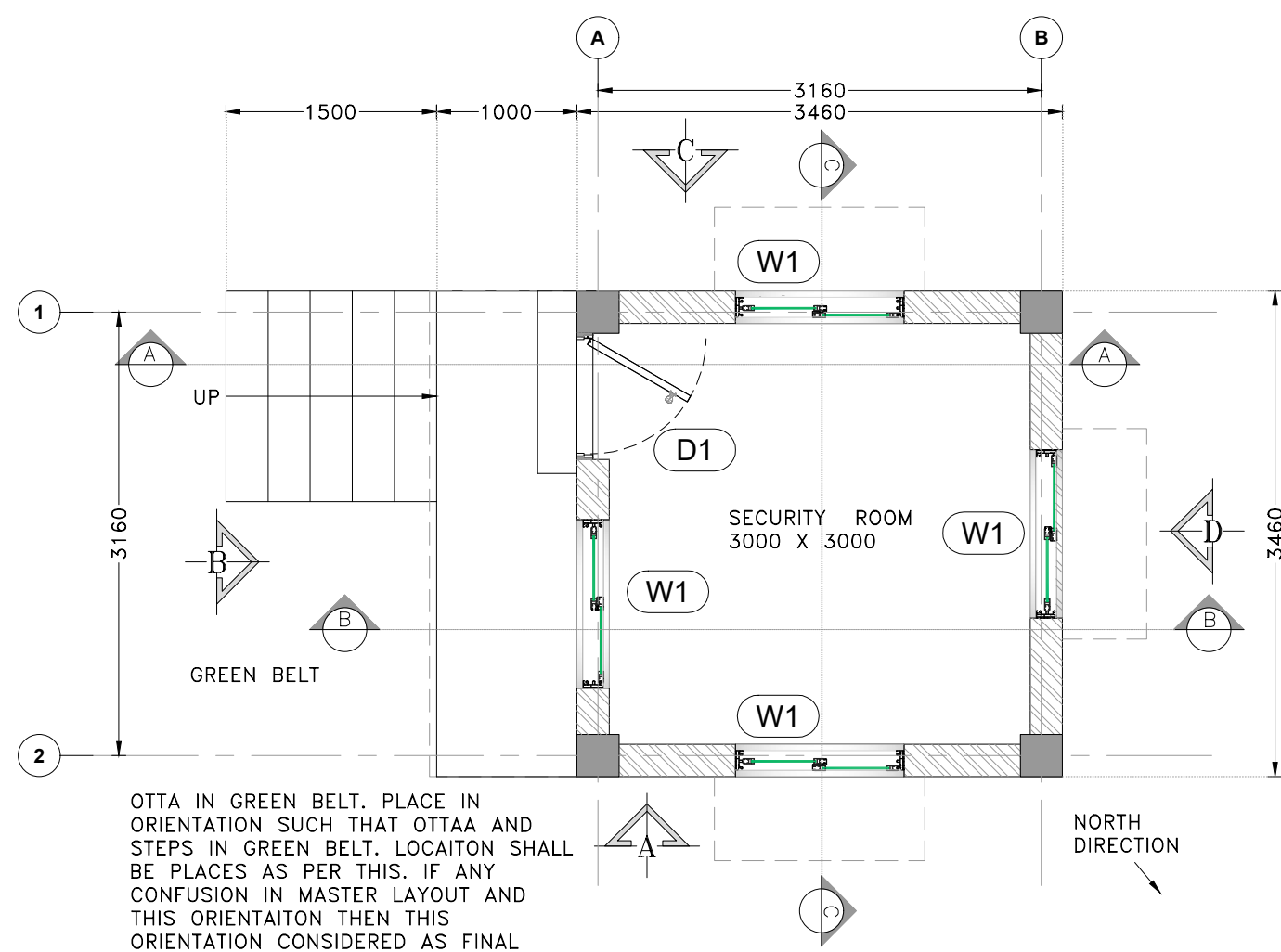
REVISION HISTORY

PROJECT NUMBER:-	6225
BUILDING NAME:-	VEHICAL WASHING RAMP
PROJECT NAME:-	NEW SLF FOR LALPUR SITE, MORBI

DRAWN:-	AYAN	DATE:-	23-12-2025
CHECK:-	PRASHAM		
APPROVE:-	PRASHAM	SCALE:-	AS SHOWN

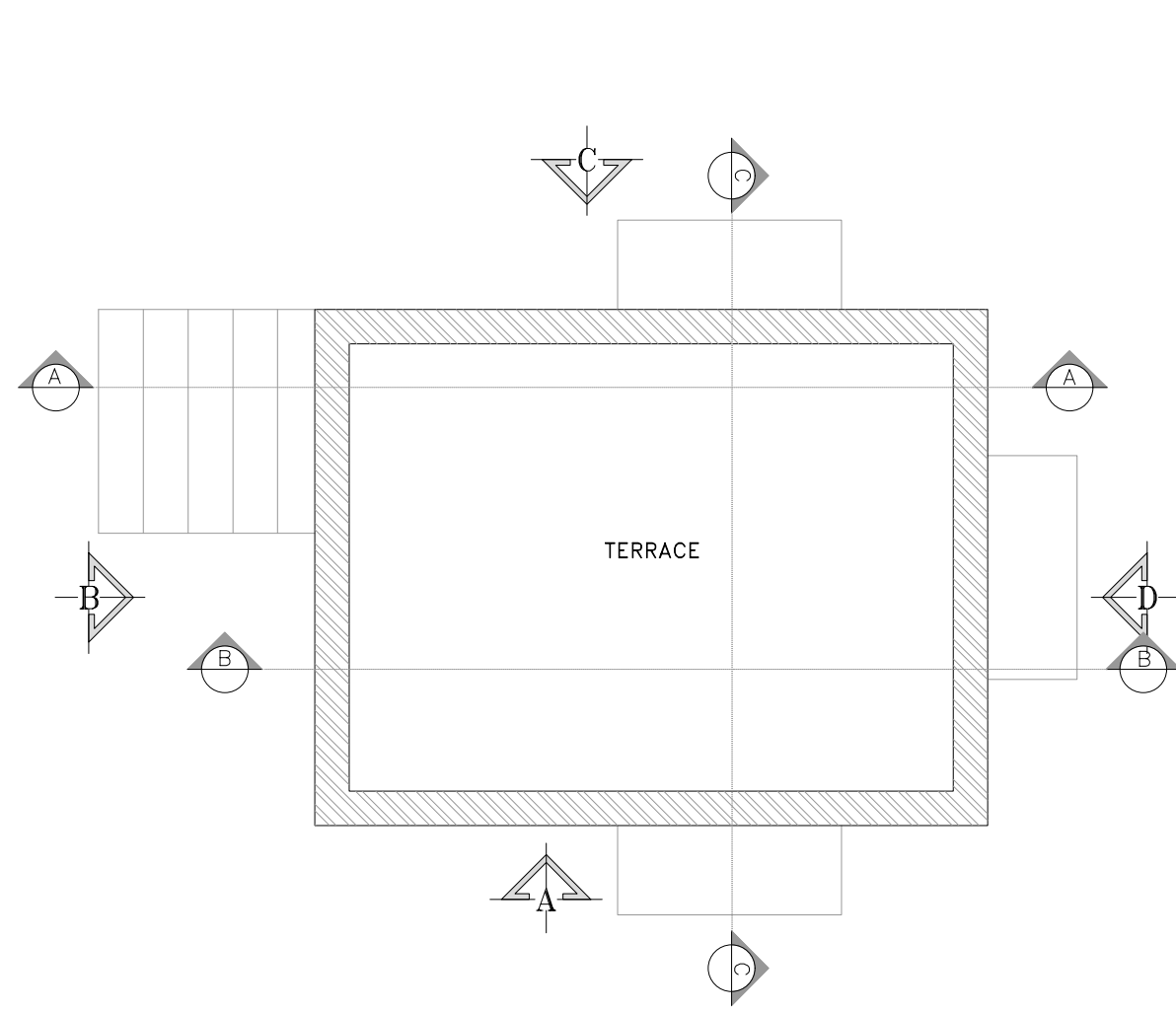
DRAWING TITLE:-
STRUCTURAL DETAILS OF VEHICAL WASHING RAMP

DRAWING NO	REVISION	SHEET	FOR
12.S.101	R0	A3	T TENDER



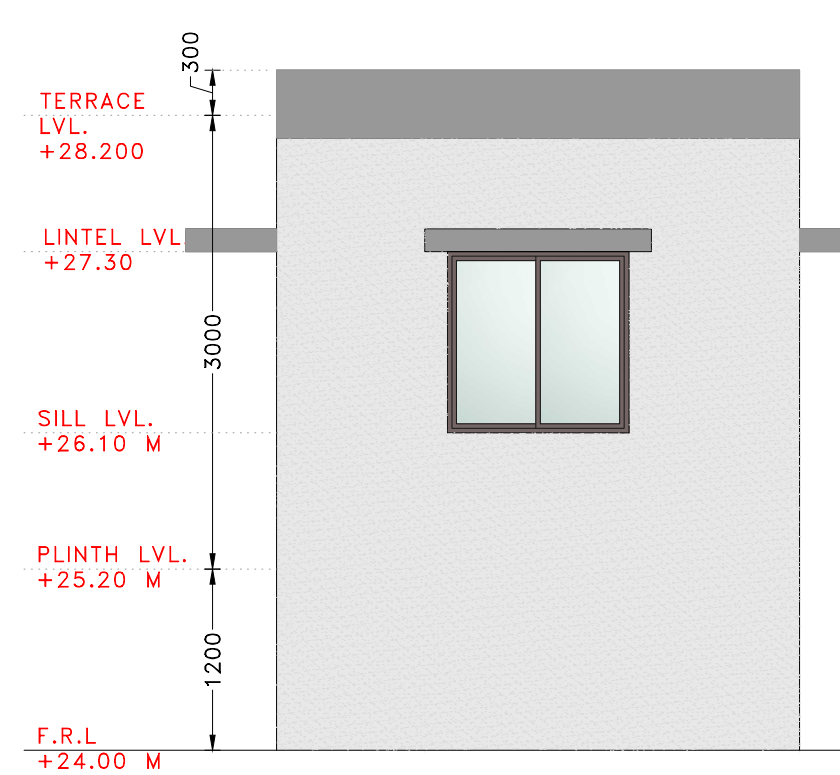
GROUND FLOOR PLAN LAYOUT

SCALE 1:50



TERRACE FLOOR PLAN LAYOUT

SCALE 1:50



ELEVATION-D

SCALE 1:50

SCHEDULE OF OPENINGS:-				
MKD.	SIZE	SILL Ht.	LINTEL BOT.	REMARKS
(D1)	900 MM X 2100 MM	---	2100 MM	STONE JAMB WITH SINGLE SHUTTER WOODEN FLUSH DOOR
(W1)	1200 MM X 1200 MM	---	2100 MM	ALU. FRAMING FIX GLASS WINDOW

GENERAL NOTES:-

- ALL DIMENSIONS ARE IN MILLIMETER AND ALL LEVELS ARE IN Meter UNLESS AND OTHERWISE SPECIFIED.
- ALL THE DIMENSIONS SHALL BE READ & NOT TO BE MEASURED.
- DRIP MOLD IS TO BE PROVIDED AT EXTERNAL WINDOW LINTELS.
- ARCHITECTURAL DRAWINGS MUST ALWAYS BE READ IN CONJUNCTION WITH ALL OTHER RELEVANT SERVICES DRAWINGS AND CONTRACT DOCUMENTS ANY DISCREPANCY BETWEEN THESE DRAWING SAND DOCUMENTS SHOULD BE REPORTED TO THE ENGINEER FOR CLARIFICATION AND VERIFICATION.
- FOR ALL FLOORING MUST BE (KOTA STONE)
- FOR TOILET FLOORING MUST BE (ANTI SKID TILES)
- FOR TERRACE FLOORING MUST BE (CHINA MOSAIC)
- PARKING AND DRIVE MUST BE IN TRIMIX FINISH.

GRAPHICS LEGEND :

- R.C.C. FOR COLUMN
- R.C.C. FOR SLAB & PCC
- 230 MM TK. MAIN WALL

LAYERS :


- COLUMN LINE
- SLAB LINE
- GRIDE LINE
- CENTER LINE
- BEAM LINE
- MASONARY LINE

W/V/D - INDICATES WINDOW / VENTILATION / DOOR

REVI.	DATE	PURPOSE	BY
R1	00-00-00		PJV

REVISION HISTORY

CLIENT



ADDRESS:

MORBI MUNICIPAL CORPORATION
15, Vasant Plot Main Road,
Sardar Nagar, Morbi-363641

CONSULTANTS



ADDRESS:

GUJARAT ENERGY RESEARCH & MANAGEMENT INSTITUTE
1st FLOOR, ENERGY BUILDING PDP
CAMPUS, RAISAN VILLAGE,
GANDHINAGAR,
GUJARAT-382 007

CONTACT:

information@germi.org

PROJECT NUMBER:- 6225

BUILDING NAME:- SECURITY CABIN

PROJECT NAME:- NEW SLF FOR LALPUR SITE, MORBI

DRAWN:- DHAVAL

DATE:- 16-12-2025

CHECK:- PRASHAM

APPROVE:- PRASHAM

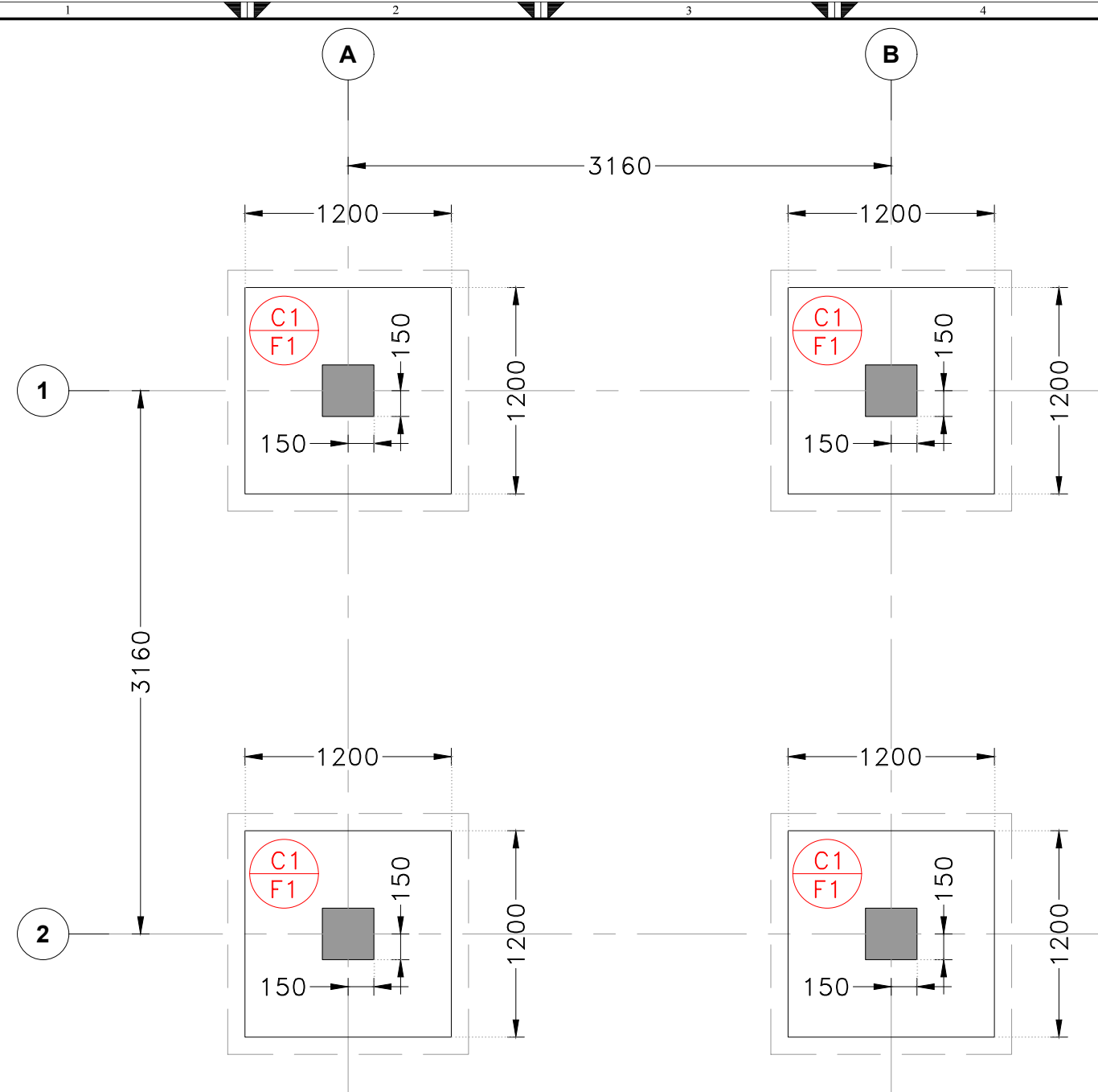
SCALE:- VERY

DRAWING TITLE:-
ARCHITECTURAL LAYOUT , ELEVATION &
SECTION OF SECURITY CABIN

DRAWING NO	REVISION	SHEET	FOR
13.A.101	R0	A2	T TENDER

CONFIDENTIAL STATEMENT:- THIS DRAWING IS THE PROPERTY OF P.VORA DESIGN AND ENGINEERING CONSULTANTS. THIS INFORMATION IS CONFIDENTIAL AND IS TO BE USED IN CONNECTION WITH WORK DESCRIBED BY P.VORA DESIGN AND ENGINEERING CONSULTANTS. NO PART IS TO BE DISCLOSED OR COPY TO OTHER WITHOUT WRITTEN PERMISSION FROM P.VORA DESIGN AND ENGINEERING CONSULTANTS.

THESE ALL ARE TENDER
DRAWINGS ONLY. ONLY
FOR TENDER PURPOSE.
NOT FOR CONSTRUCTION
PURPOSE. BEFORE
STARTING THE
CONSTRUCTION TAKE AN
APPROVAL
FROM THE CONCERN
AUTHORITY



LAYOUT AT FOUNDATION LEVEL

SCALE 1:50

THESE ALL ARE TENDER
DRAWINGS ONLY. ONLY
FOR TENDER PURPOSE.
NOT FOR CONSTRUCTION
PURPOSE. BEFORE
STARTING THE
CONSTRUCTION TAKE AN
APPROVAL
FROM THE CONCERN
AUTHORITY

FOOTING SCHEDULE

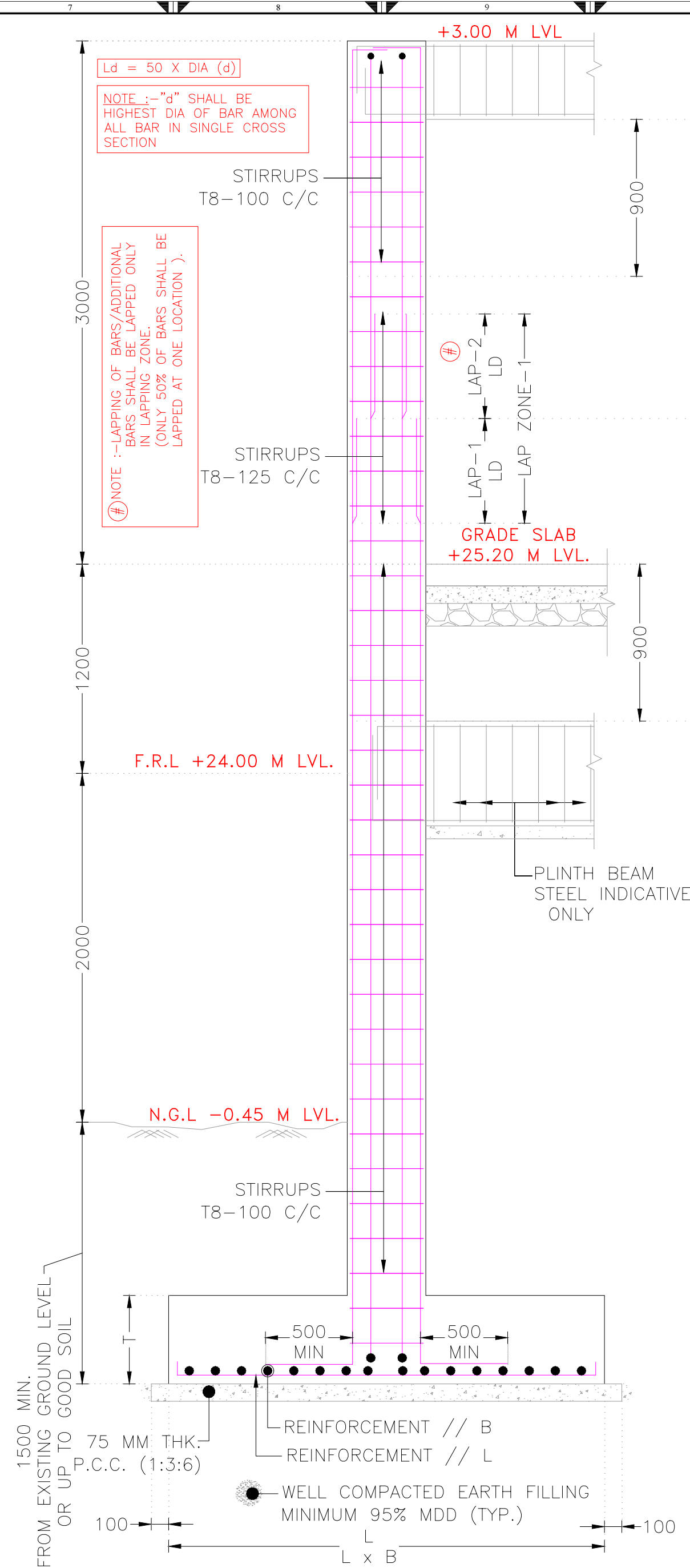
SCALE 1:25

FOUNDATION NUMBER	F1 (PAD)
L (IN mm)	1500
B (IN mm)	1500
T (IN mm)	450
t (IN mm)	---
REINFORCEMENT // L (TOP)	---
REINFORCEMENT // B (TOP)	---
REINFORCEMENT // L (BOTTOM)	T10-150
REINFORCEMENT // B (BOTTOM)	T10-150

TYPICAL COLUMN SCHEDULE

SCALE 1:25

COLUMN C1	
FROM LAP ZONE -1 TO TOP OF COLUMN	 1- SET OF RINGS 2- SET OF LINKS
REINFORCEMENT	● 8NOS-T12
CONCRETE	M25
FROM FOUNDATION TO LAP ZONE -1	 1- SET OF RINGS 2- SET OF LINKS
REINFORCEMENT	● 8NOS-T12
CONCRETE	M25



TYPICAL COLUMN DETAILS

SCALE 1:35

GENERAL NOTES:-


- ALL DIMENSIONS ARE IN m.m AND ALL LEVELS ARE IN Meter UNLESS AND OTHERWISE SPECIFIED.
- ALL RCC WORK HAVE TO BE DONE IN CONTROLLED CONCRETE OF GRADE **M25** WHICH HAS MINIMUM COMPRESSIVE STRENGTH AT 28 DAYS = **25** N / mm²
- ALL REINFORCEMENT MARKED WITH "T" DENOTES HIGH STRENGTH DEFORMED BAR OF GRADE **Fe500** CONFINING TO IS:1786, WITH MINIMUM YIELD STRENGTH = 500 N/mm²
- CONSTRUCTION SHALL BE STRICTLY IN ACCORDANCE WITH IS:456-2000.
- MINIMUM ANCHORAGE LENGTH SHALL BE 50 X DIA OF BAR.
- NET S.B.C CONSIDERED FOR FOOTING **10MT/M²** AT THE DEPTH OF **2m** FROM N.G.L
- CLEAR COVER TO MAIN REINFORCEMENT SHALL BE FOLLOWING.

- FOOTING = 50 MM
- COLUMN = 40 MM
- BEAM = 30 MM
- SLAB = 25 MM

- ALL BUILDING LAYER/ LEVELING COURSE SHALL BE WITH P.C.C **M10** (1:3:6).
- OVER EXCAVATION BELOW THE FOOTING OF THE BUILDING SHALL BE DONE IN **P.C.C ONLY**.
- IF ANY POCKETS/LOOSE SOIL STRATA ENCOUNTER DURING EXCAVATION, SAME SHALL BE FILLER WITH P.C.C AND BROUGHT UP TO THE FOULING LEVEL OF STRUCTURAL MEMBER A REQUIRED.
- ALL RELEVANT INSERT PLATE AND ANCHORED BARS ETC. ARE TO BE PLACED IN POSITION , PRIOR TO CONCRETING OF MEMBER AS REQUIRED.

- N.G.L = NATURAL GROUND LEVEL
- F.G.L = FINISHED GROUND LEVEL
- F.F.L = FINISHED FLOOR LEVEL


CLIENT



ADDRESS:

MORBI MUNICIPAL CORPORATION
15, Vasant Plot Main Road,
Sardar Nagar, Morbi-363641

CONSULTANTS



ADDRESS:

GUJARAT ENERGY RESEARCH & MANAGEMENT INSTITUTE
1st FLOOR, ENERGY BUILDING
PDPU CAMPUS, RAISAN VILLAGE, GANDHINAGAR,
GUJARAT-382 007
CONTACT:
information@germi.org

PROJECT NUMBER:- 6225

BUILDING NAME:- SECURITY CABIN

PROJECT NAME:- NEW SLF FOR LALPUR SITE, MORBI

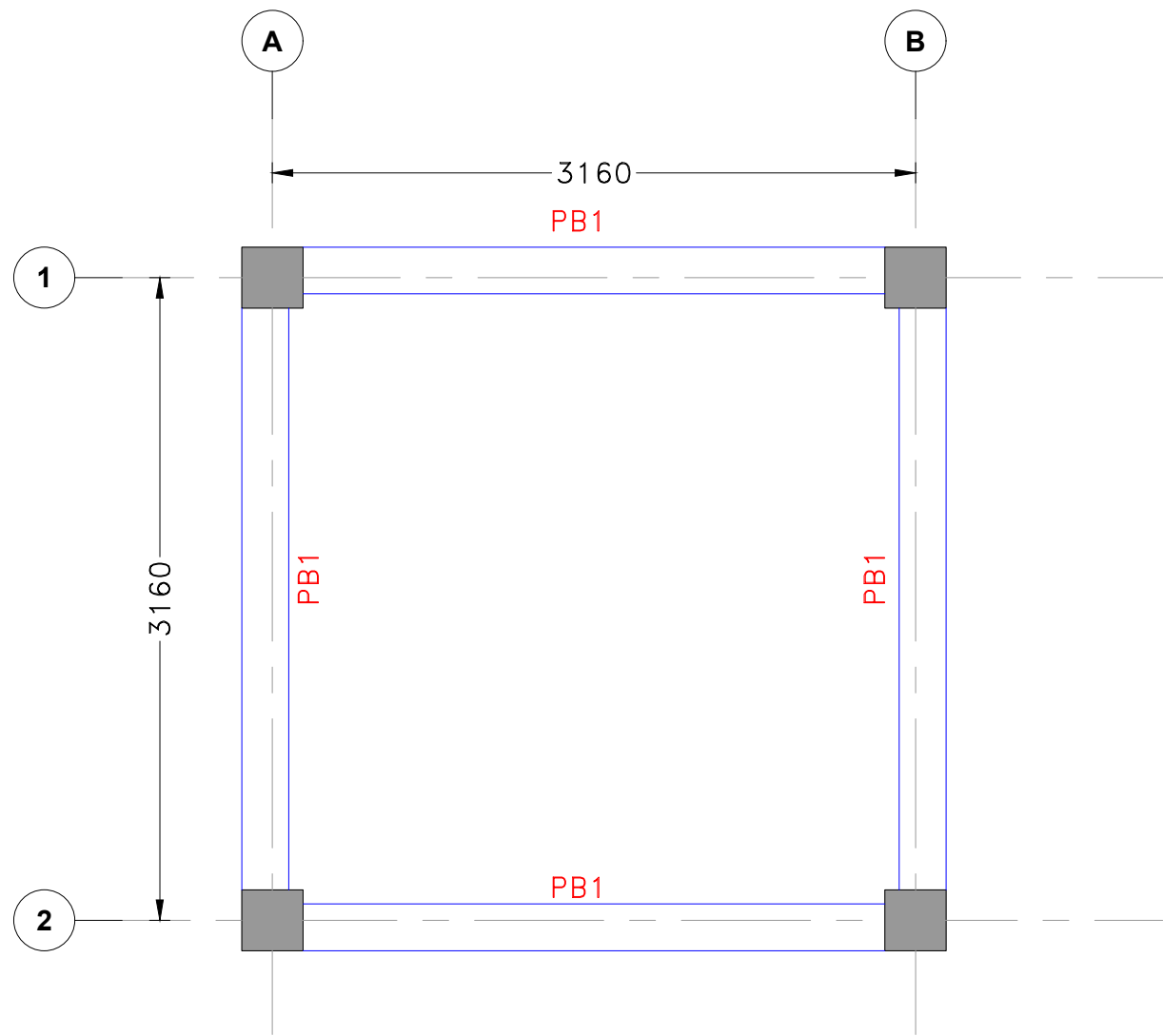
DRAWN:- DR **DATE:-** 16-12-2025

CHECK:- PJV

APPROVE:- PJV **SCALE:-** AS SHOWN

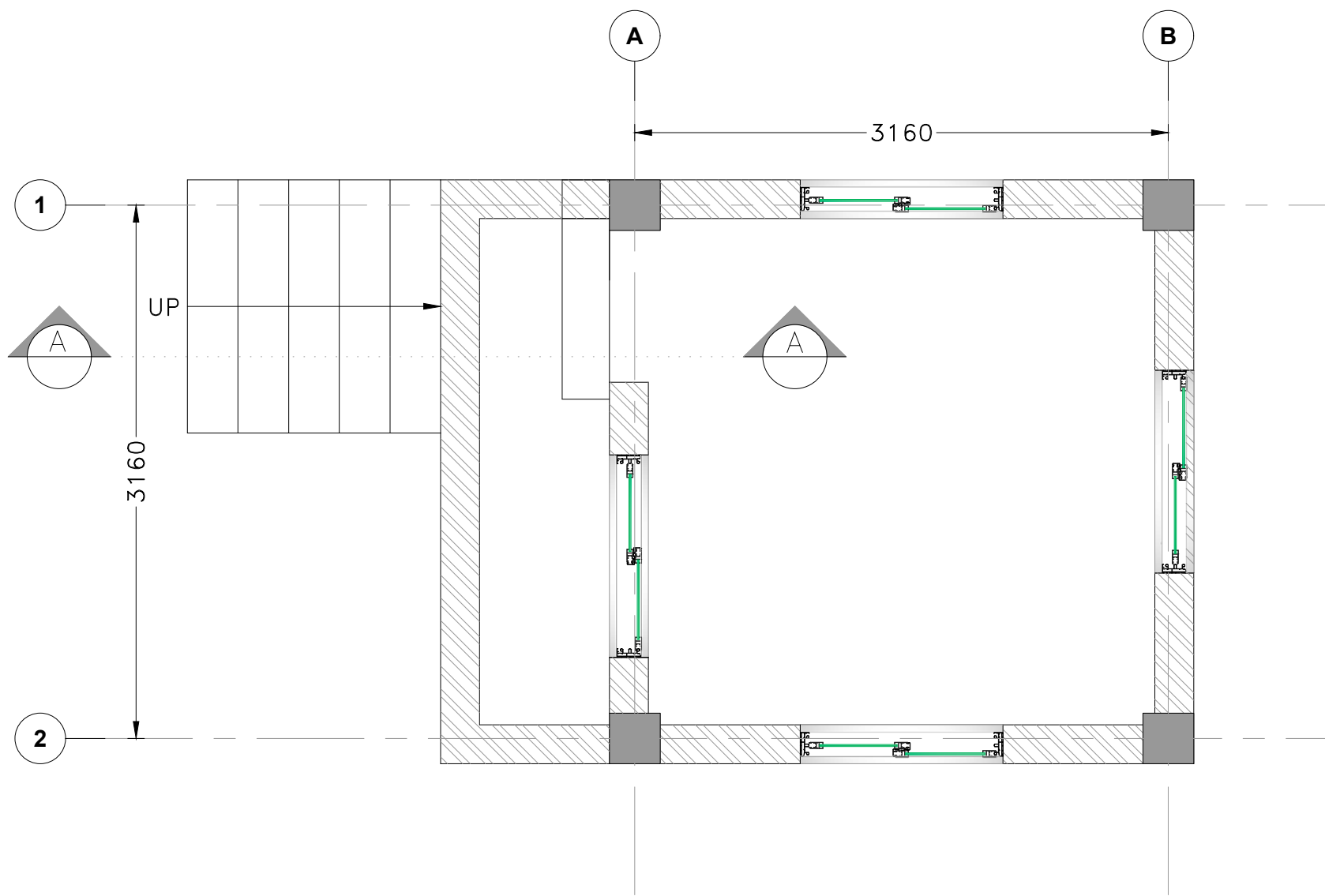
DRAWING TITLE:-
STRUCTURAL LAYOUT AND DETAILS
AT FOUNDATION LEVEL

DRAWING NO	REVISION	SHEET	FOR
13.S.101	R0	A3	T TENDER



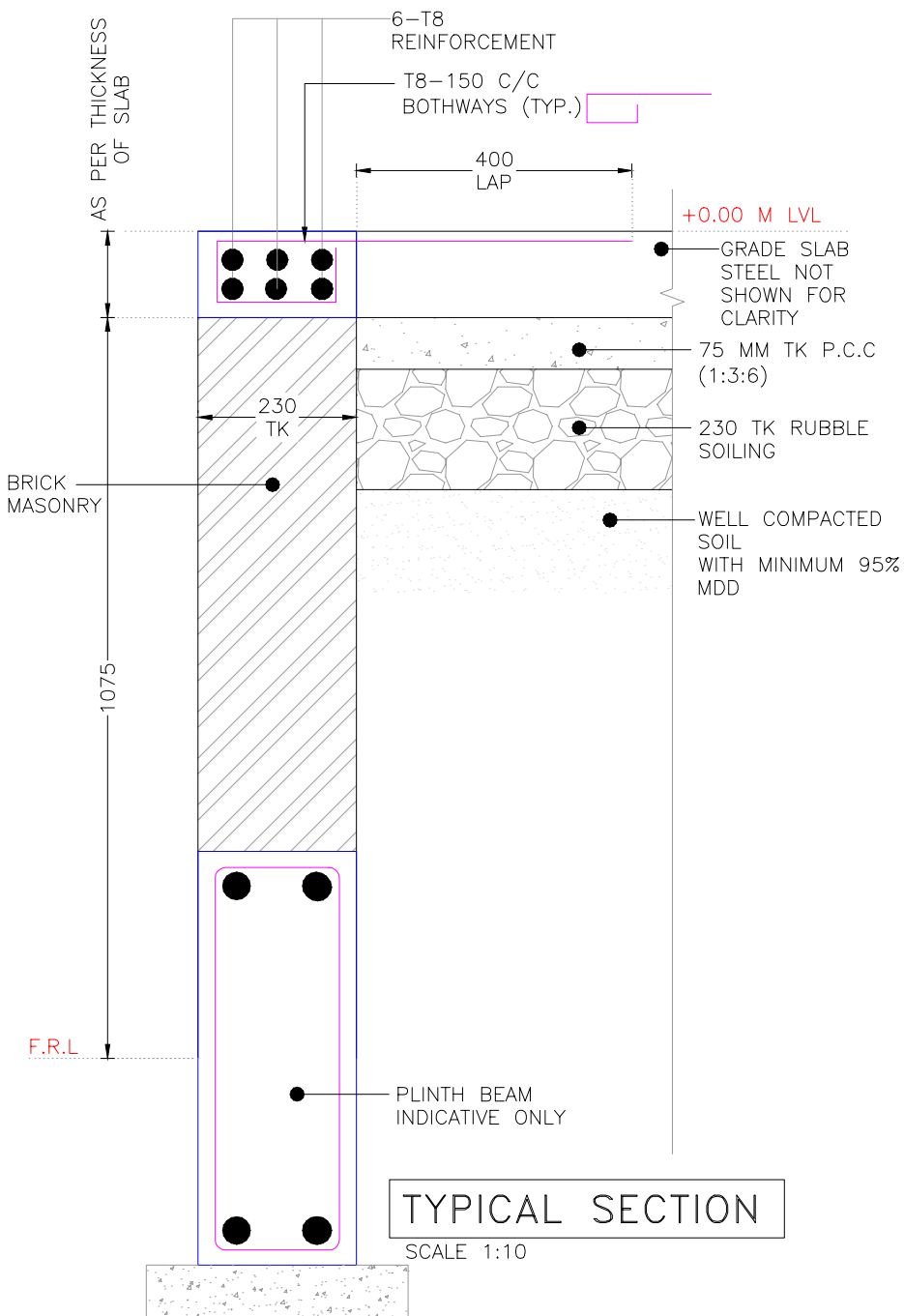
LAYOUT AT PLINTH BEAMS LEVEL

SCALE 1:50



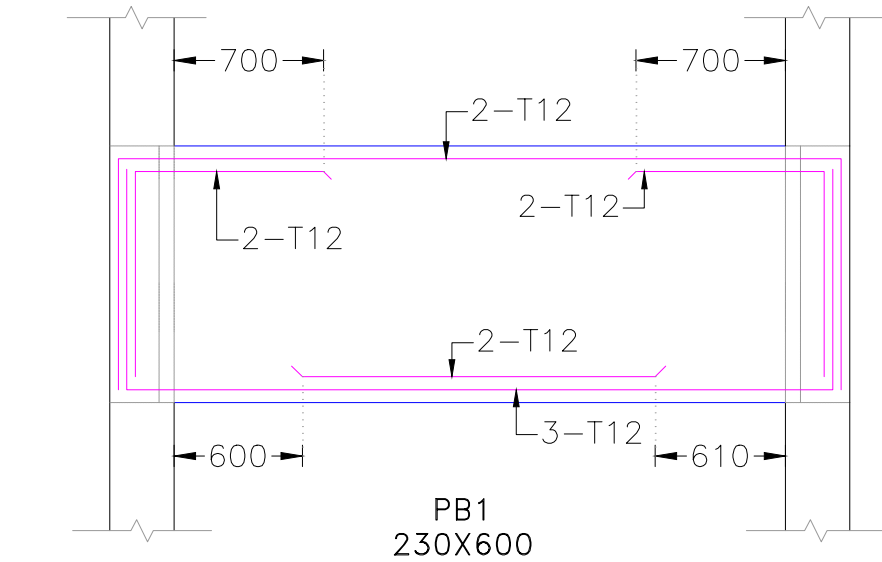
LAYOUT AT GRADE SLAB LEVEL AT +25.20 M

SCALE 1:50

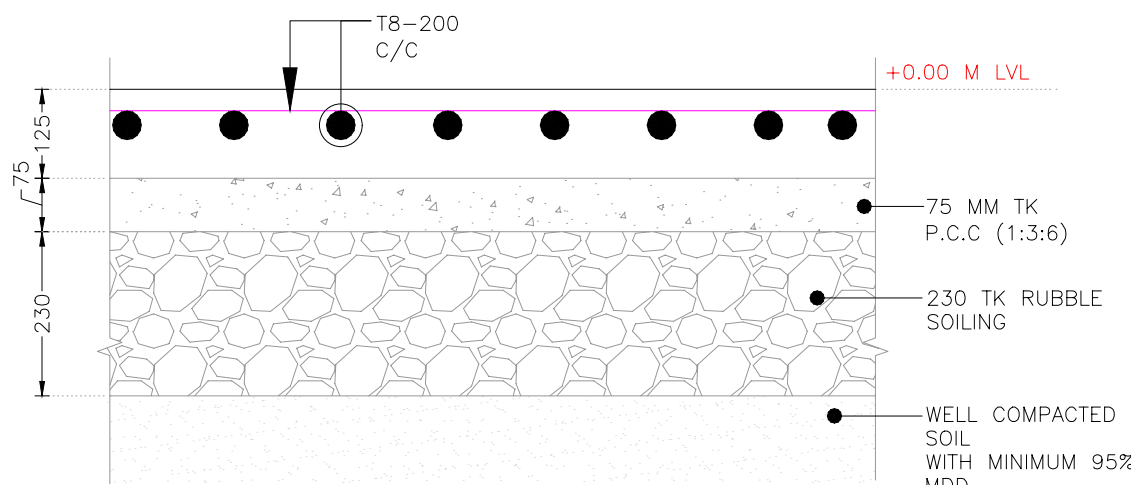


TYPICAL SECTION

SCALE 1:10

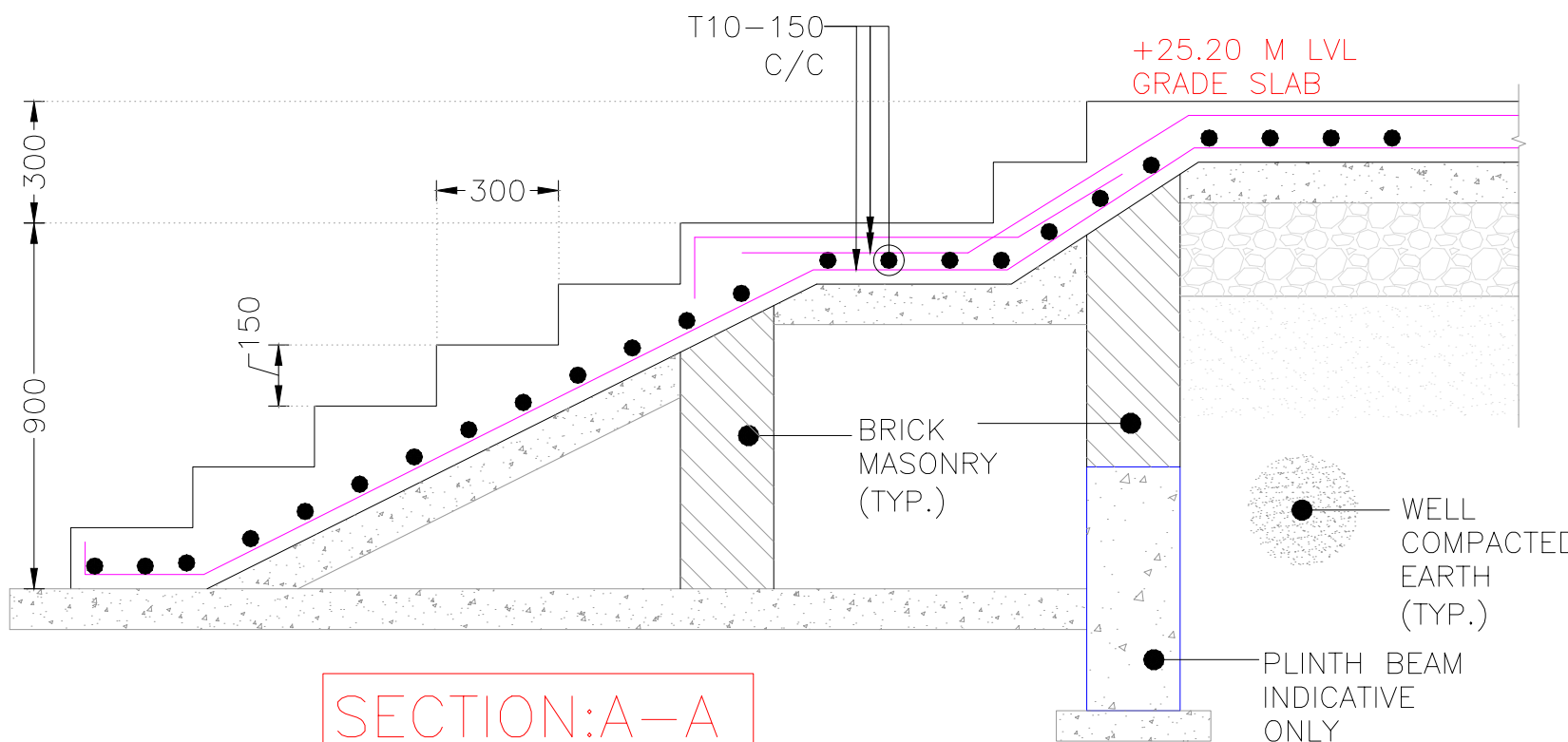


STIRRUPS	2L-T8
NUMBER	ALL
SPACING	150 c/c



TYPICAL DETAILS FOR GRADE SLAB

SCALE 1:10



SECTION:A-A

SCALE 1:25

THESE ALL ARE TENDER
DRAWINGS ONLY. ONLY
FOR TENDER PURPOSE.
NOT FOR CONSTRUCTION
PURPOSE. BEFORE
STARTING THE
CONSTRUCTION TAKE AN
APPROVAL
FROM THE CONCERN
AUTHORITY

CLIENT



ADDRESS:

MORBI MUNICIPAL CORPORATION
15, Vasant Plot Main Road,
Sardar Nagar, Morbi-363641

CONSULTANTS



ADDRESS:

GUJARAT ENERGY RESEARCH & MANAGEMENT INSTITUTE
1st FLOOR, ENERGY BUILDING
PDU CAMPUS, RAISAN
VILLAGE, GANDHINAGAR,
GUJARAT-382 007
CONTACT:
information@germi.org

PROJECT NUMBER:- 6225

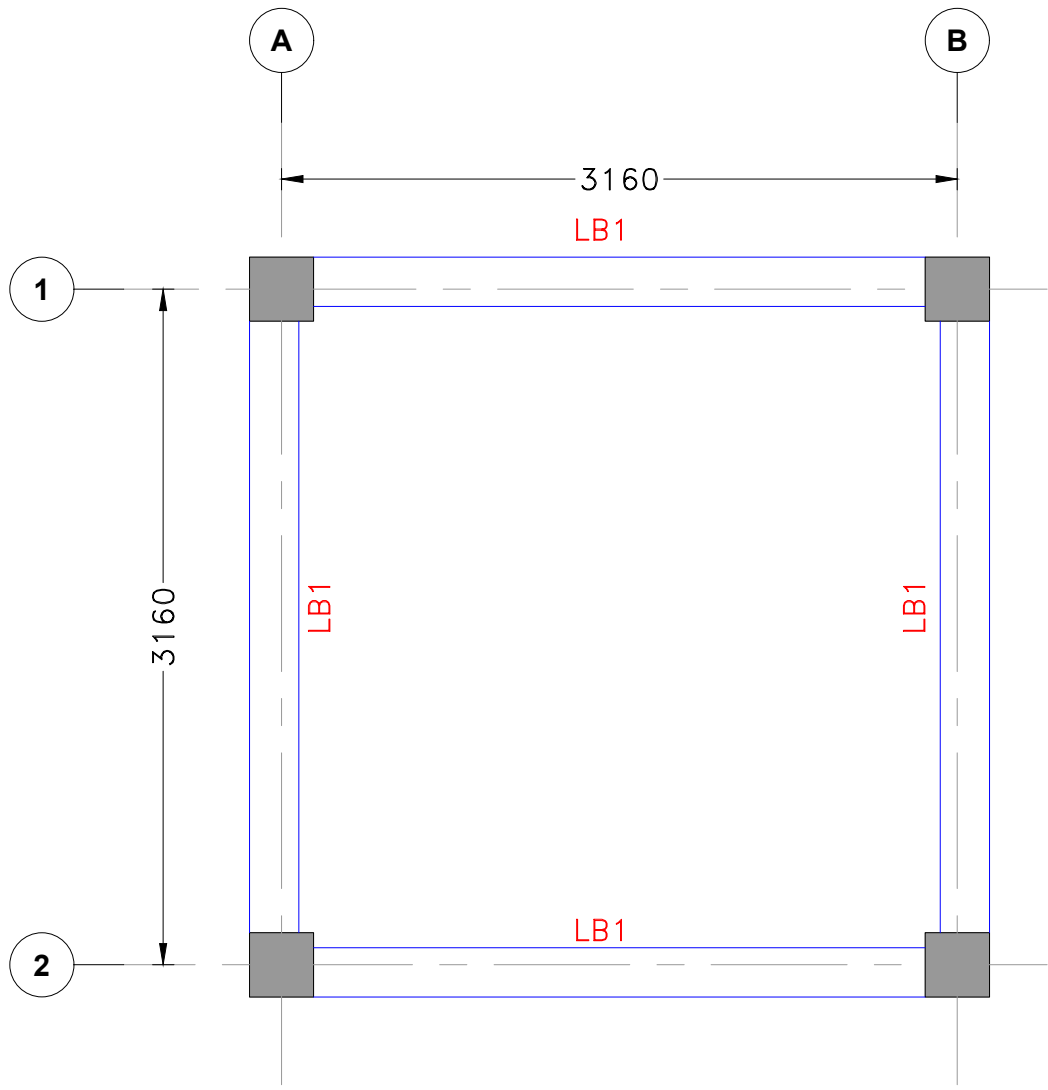
BUILDING NAME:- SECURITY CABIN

PROJECT NAME:- NEW SLF FOR
LALPUR SITE,
MORBI

DRAWN:-	DR	DATE:-	16-12-2025
CHECK:-	PJV		
APPROVE:-	PJV	SCALE:-	AS SHOWN

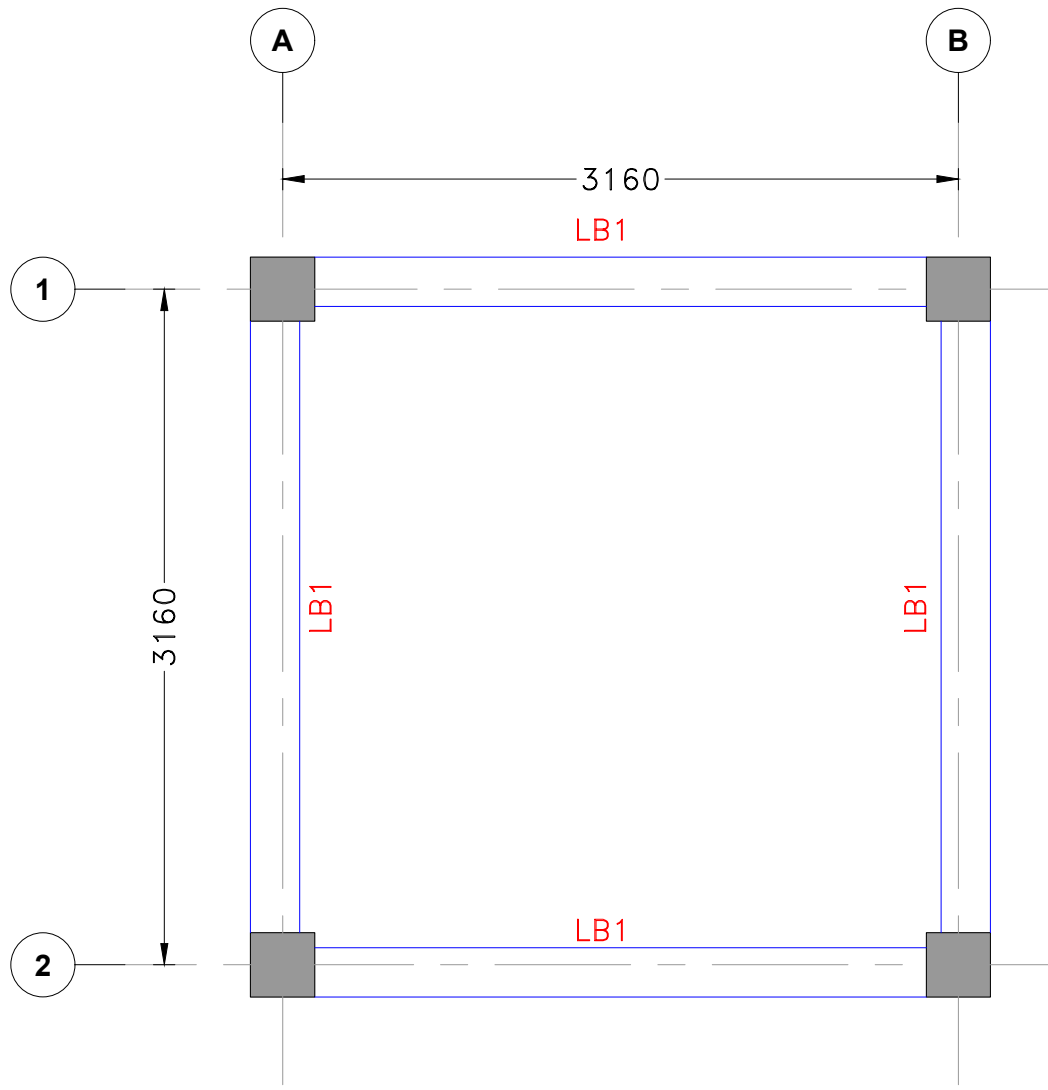
DRAWING TITLE:-
STRUCTURAL LAYOUT AND DETAILS
AT PLINTH BEAMS & GRADE SLAB LEVEL

DRAWING NO	REVISION	SHEET	FOR
13.S.102	R0	A3	T TENDER



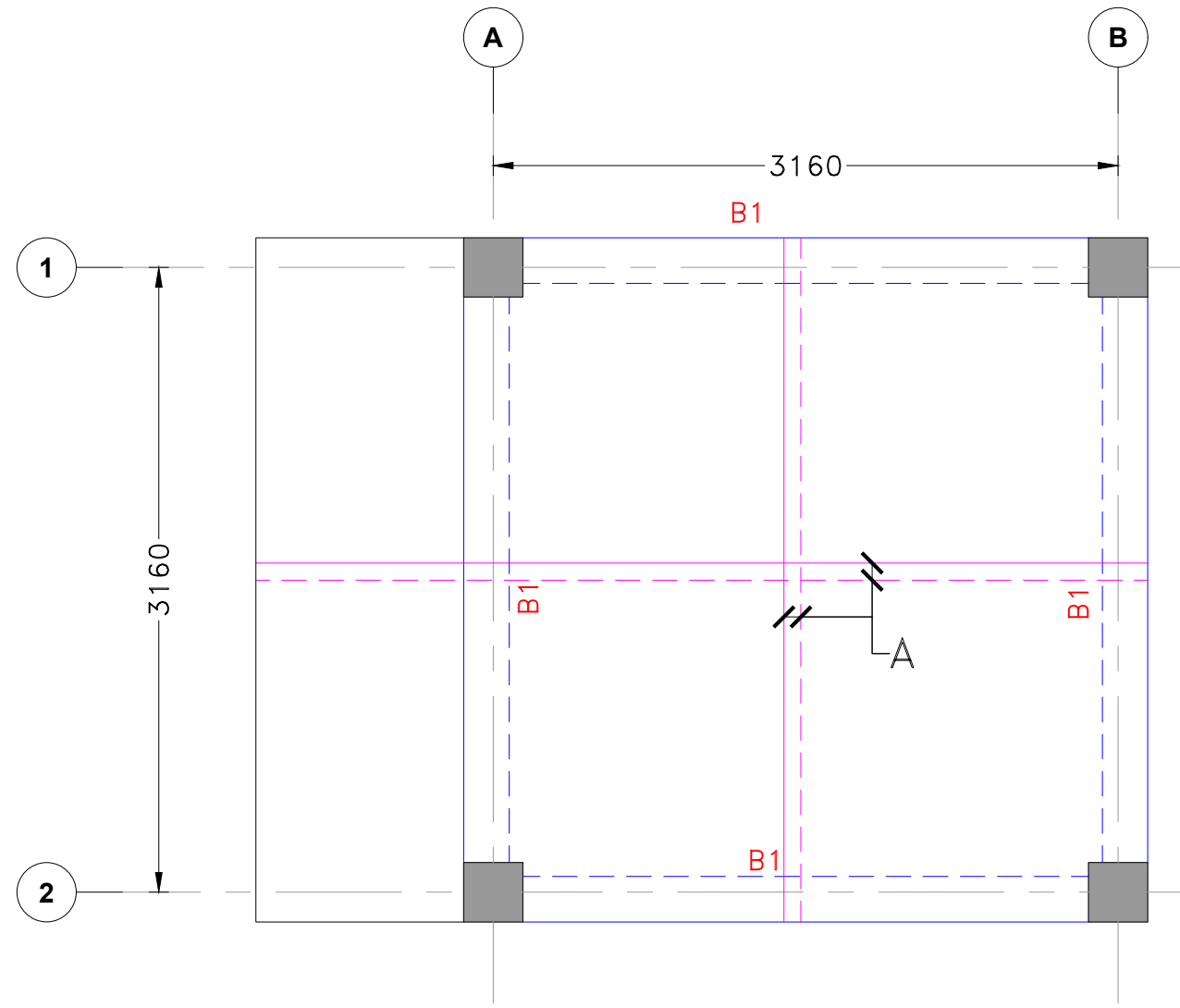
LAYOUT AT LINTEL BOTTOM
LEVEL +27.30M

SCALE 1:50



LAYOUT AT LINTEL BOTTOM
LEVEL +27.30M

SCALE 1:50



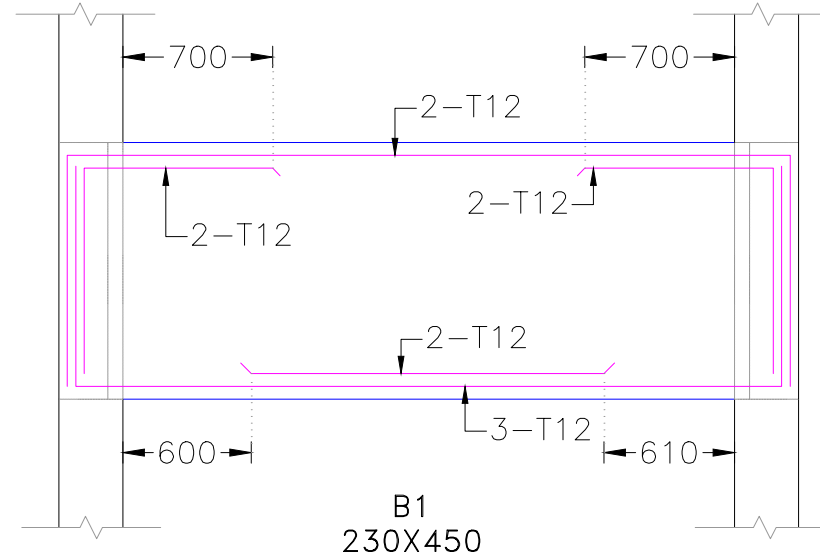
LAYOUT AT LINTEL BOTTOM
LEVEL +28.20M

SCALE 1:50

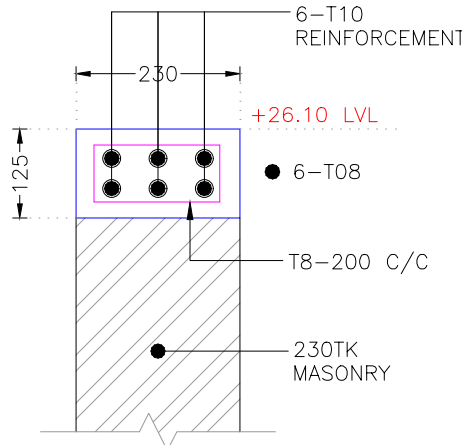
SCHEDULE OF REINFORCEMENT

A- T10 @ 150 C/C TOP & BOTTOM REINFORCEMENT BOTH SIDE

NOTE :- ALL SLABS ARE 125 MM TK UNLESS AND UNTILL SPECIFIED

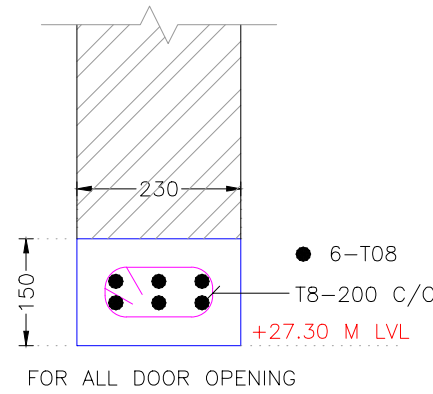


STIRRUPS	2L-T8
NUMBER	ALL
SPACING	150 c/c



SB1 DETAIL

SCALE 1:10



LB1 DETAIL

SCALE 1:10

THESE ALL ARE TENDER
DRAWINGS ONLY. ONLY
FOR TENDER PURPOSE.
NOT FOR CONSTRUCTION
PURPOSE. BEFORE
STARTING THE
CONSTRUCTION TAKE AN
APPROVAL
FROM THE CONCERN
AUTHORITY

CLIENT



ADDRESS:

**MORBI MUNICIPAL
CORPORATION**
15, Vasant Plot Main Road,
Sardar Nagar, Morbi-363641

CONSULTANTS



ADDRESS:

**GUJARAT ENERGY
RESEARCH &
MANAGEMENT INSTITUTE**
1st FLOOR, ENERGY BUILDING
PDPU CAMPUS, RAISAN
VILLAGE, GANDHINAGAR,
GUJARAT-382 007
CONTACT:
information@germi.org

PROJECT NUMBER:- 6225

BUILDING NAME:- SECURITY CABIN

PROJECT NAME:- NEW SLF FOR
LALPUR SITE,
MORBI

DRAWN:- DR

DR

DATE:-

16-12-2025

CHECK:- PJV

PJV

APPROVE:- PJV

PJV

SCALE:- AS SHOWN

DRAWING TITLE:-
STRUCTURAL LAYOUT AND DETAILS
AT SILL & LINTEL BOTTOM,SLAB LEVEL

DRAWING NO

REVISION

SHEET

FOR

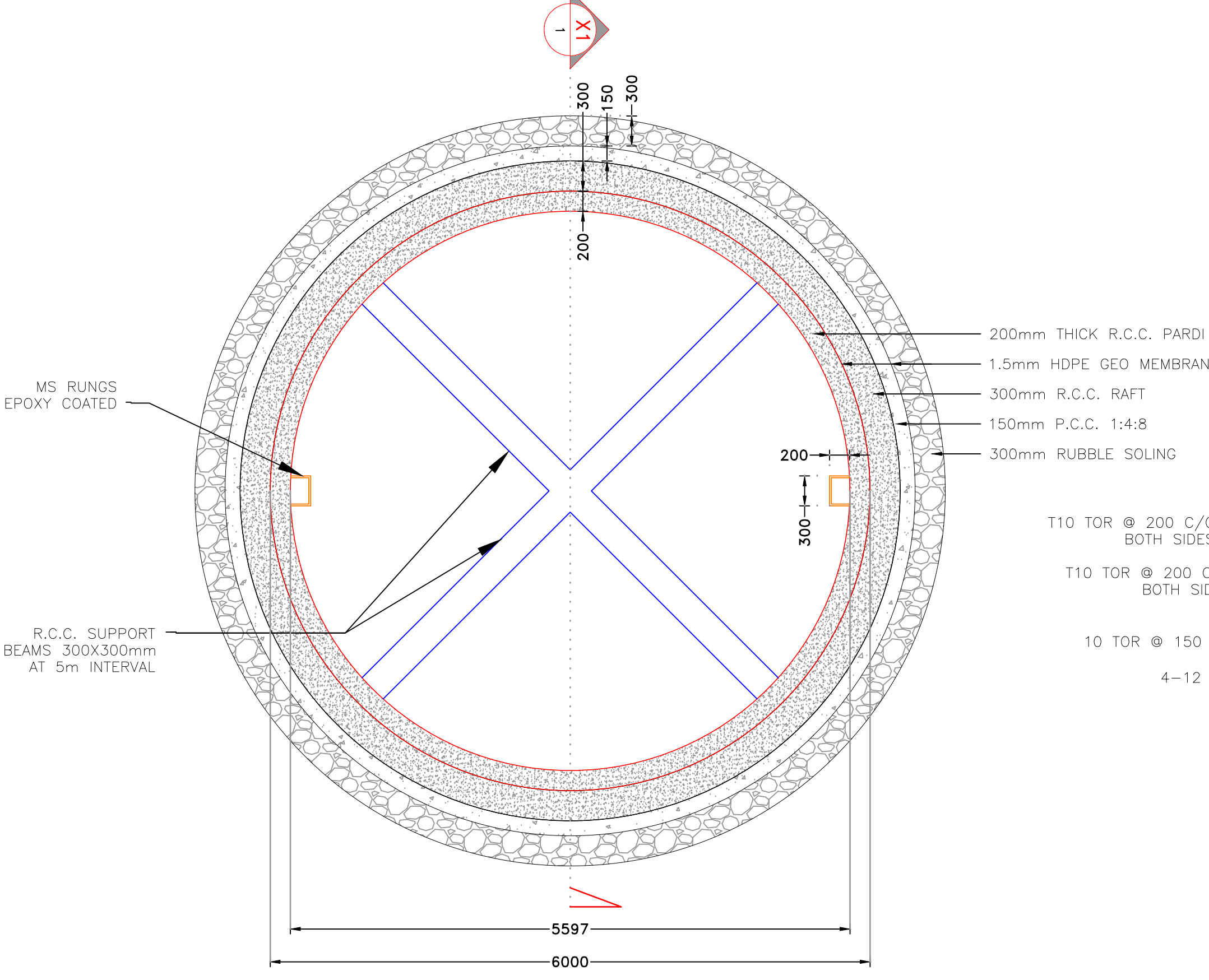
13.S.103

R0

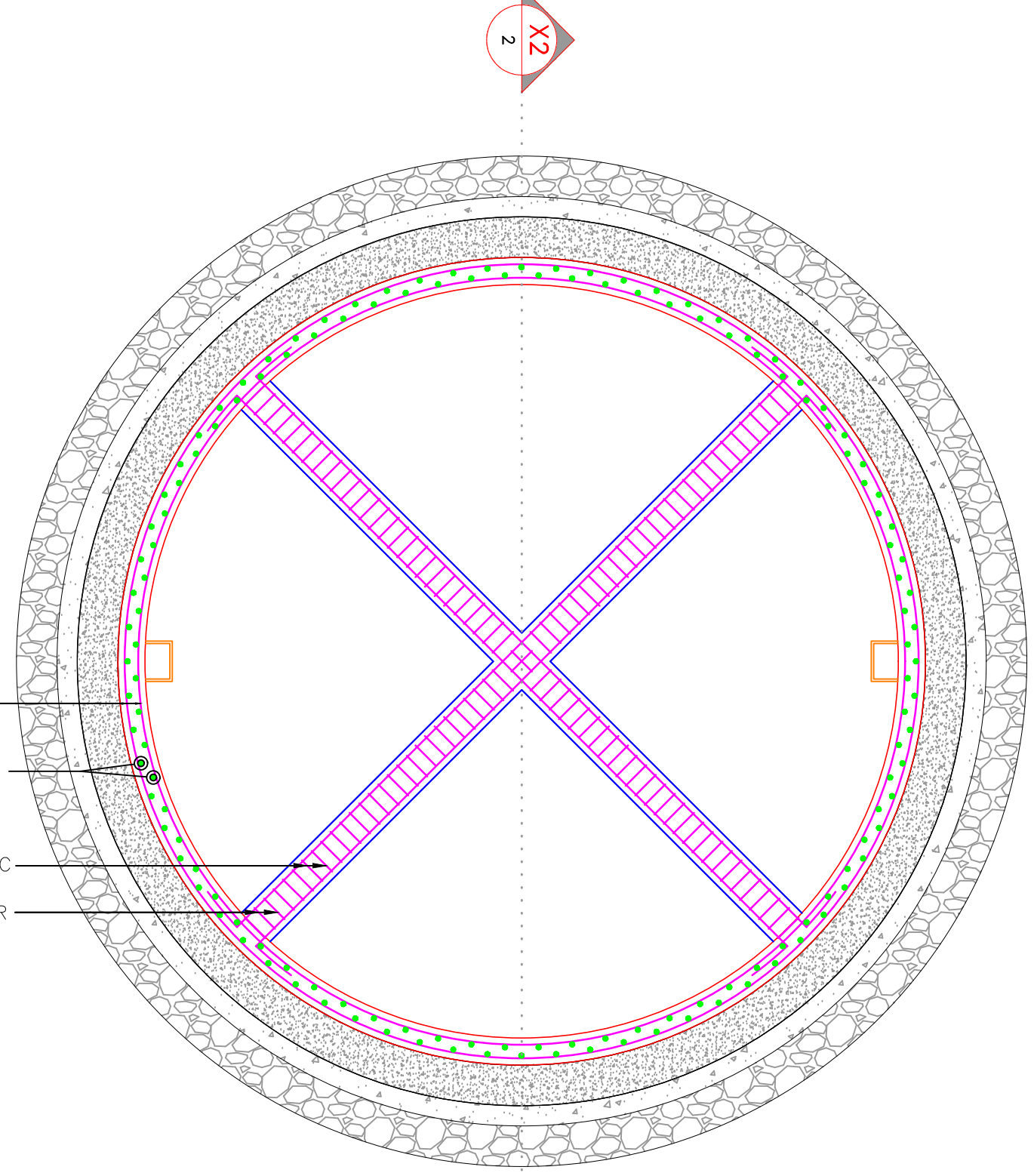
A3

T

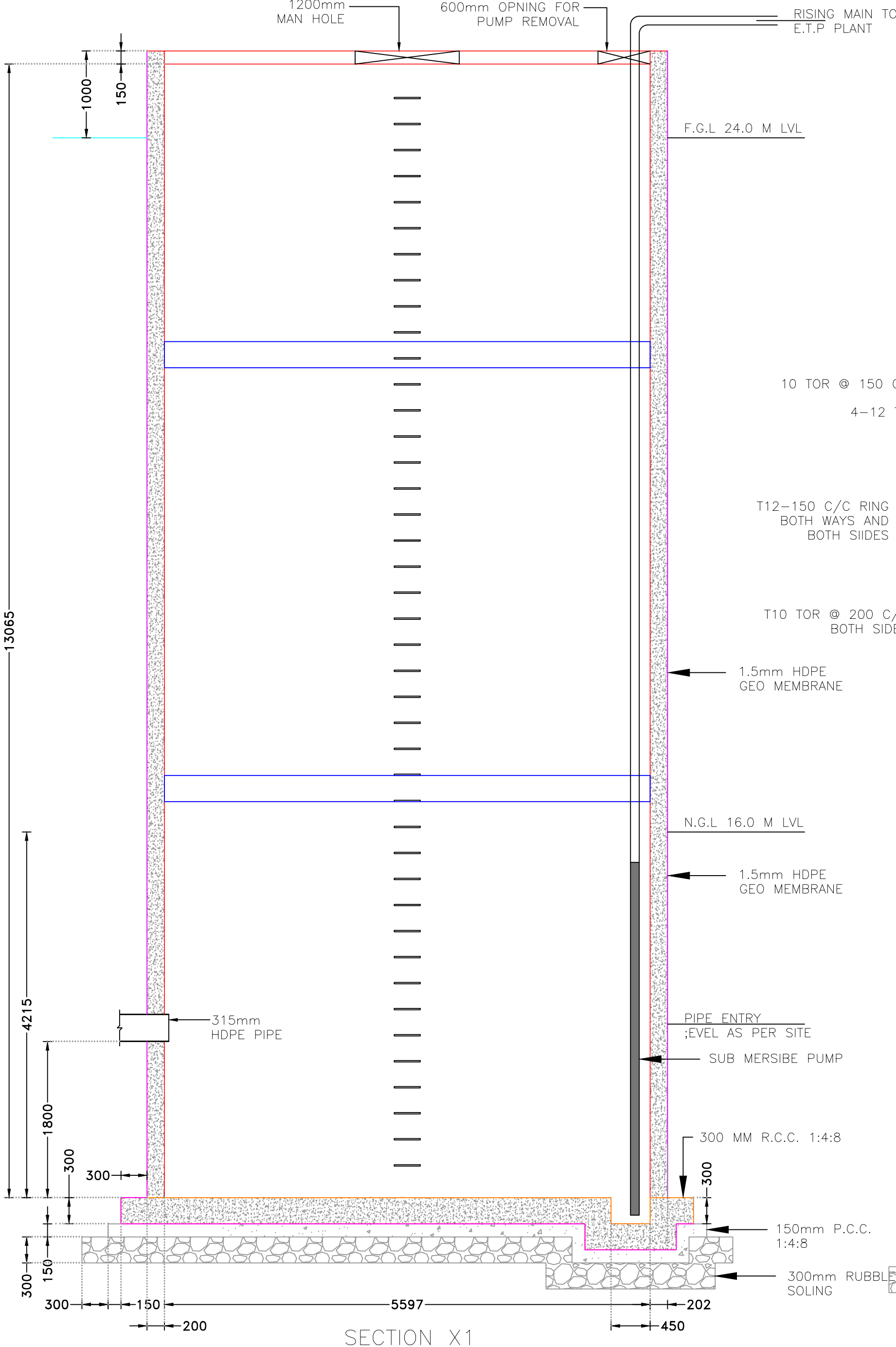
TENDER



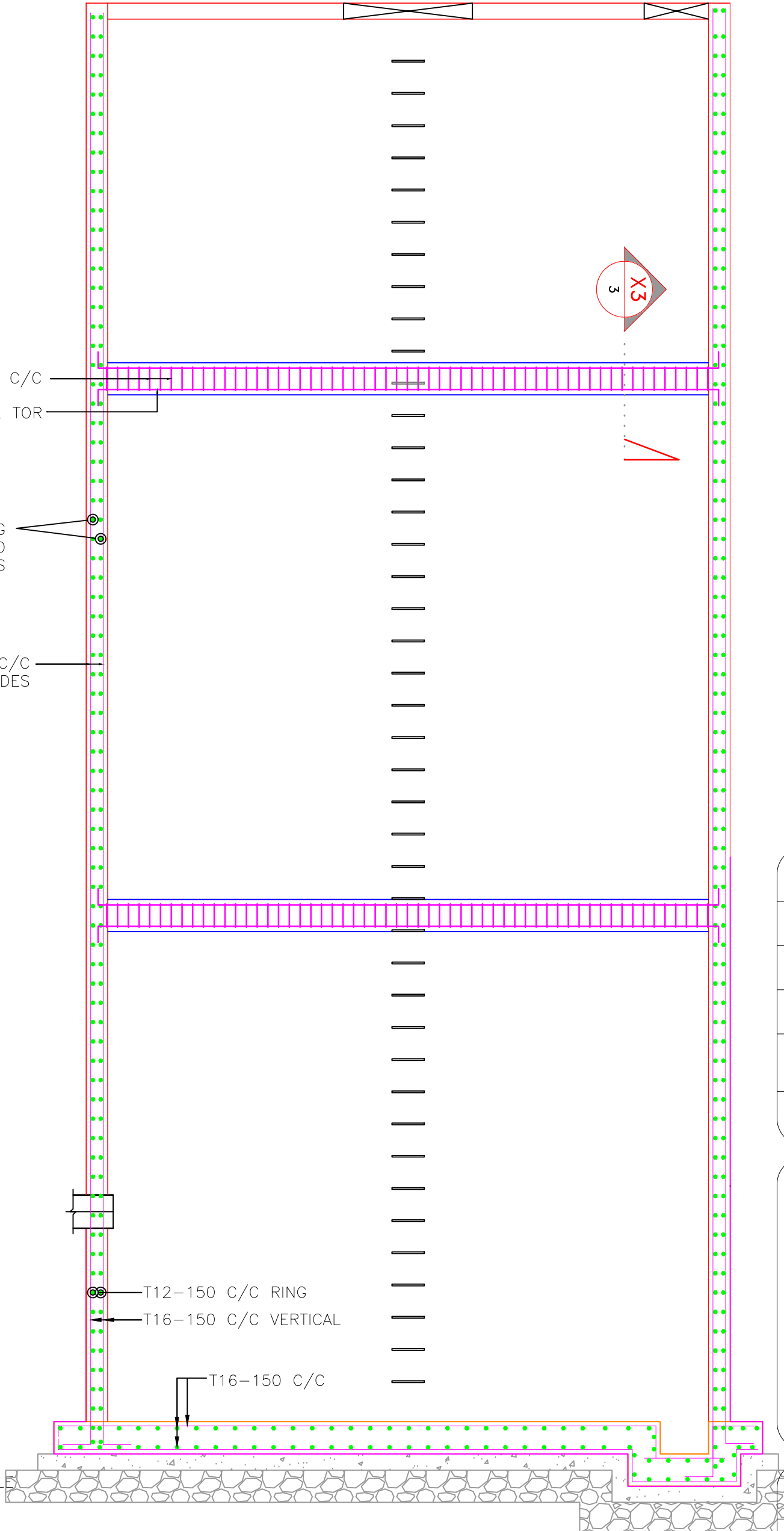
DIMENSION DETAILS OF LEACHATE COLLECTION TANK



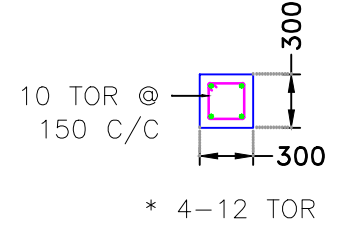
DIMENSION DETAILS OF LEACHATE COLLECTION TANK



SECTION X1



SECTION X2




SECTION X3

REVI.	DATE	PURPOSE	BY
R1	16-01-26	REVISED DIA	

REVISION HISTORY

CLIENT
**MORBI MUNICIPAL CORPORATION**
15, Vasant Plot Main Road,
Sardar Nagar, Morbi-363641

ADDRESS:
MORBI MUNICIPAL CORPORATION
15, Vasant Plot Main Road,
Sardar Nagar, Morbi-363641

CONSULTANTS
**GUJARAT ENERGY RESEARCH & MANAGEMENT INSTITUTE**
1st FLOOR, ENERGY BUILDING PDP
CAMPUS, RAISAN VILLAGE,
GANDHINAGAR,
GUJARAT-382 007
CONTACT:
information@germi.org

ADDRESS:
GUJARAT ENERGY RESEARCH & MANAGEMENT INSTITUTE
1st FLOOR, ENERGY BUILDING PDP
CAMPUS, RAISAN VILLAGE,
GANDHINAGAR,
GUJARAT-382 007
CONTACT:
information@germi.org

PROJECT NUMBER:-	6225
BUILDING NAME:-	LECHET COLLECITON WELL
PROJECT NAME:-	NEW SLF FOR LALPUR SITE, MORBI

DRAWN:-	DHAVAL	DATE:-	07-01-2026
CHECK:-	PRASHAM	APPROVE:-	PRASHAM
SCALE:-	AS SHOWN		

DRAWING TITLE:-
STRUCTURAL LAYOUT AND DETAIL OF LECHET COLLECTION WELL

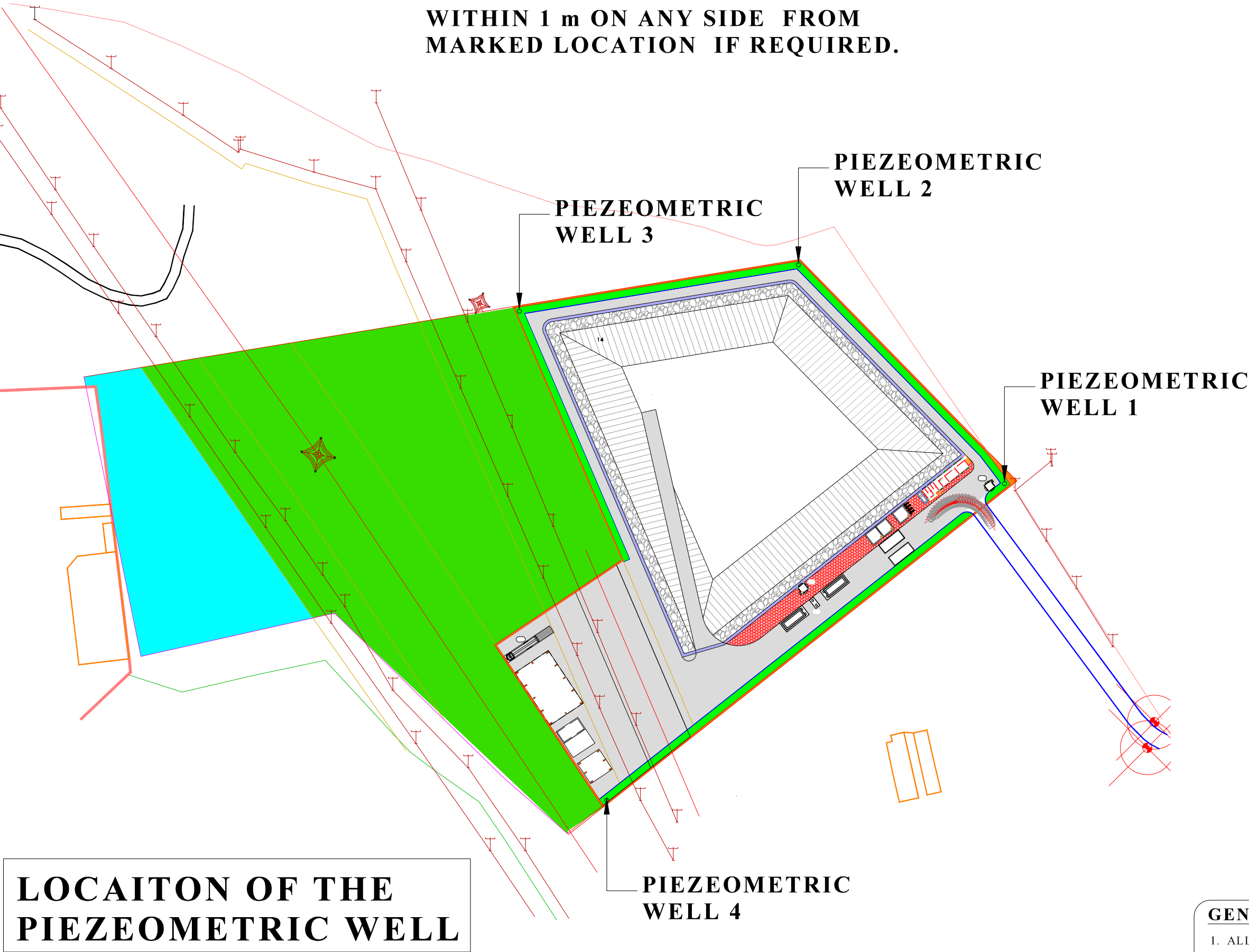
DRAWING NO	REVISION	SHEET	FOR
14.S.101	R1	A1	T TENDER

- GENERAL NOTES:-**
- ALL DIMENSIONS ARE IN MILLIMETER AND ALL LEVELS ARE IN Meter UNLESS AND OTHERWISE SPECIFIED.
 - ALL THE DIMENSIONS SHALL BE READ & NOT TO BE MEASURED.
- N.G.L = NATURAL GROUND LEVEL
 - F.G.L = FINISHED GROUND LEVEL
 - F.F.L = FINISHED FLOOR LEVEL

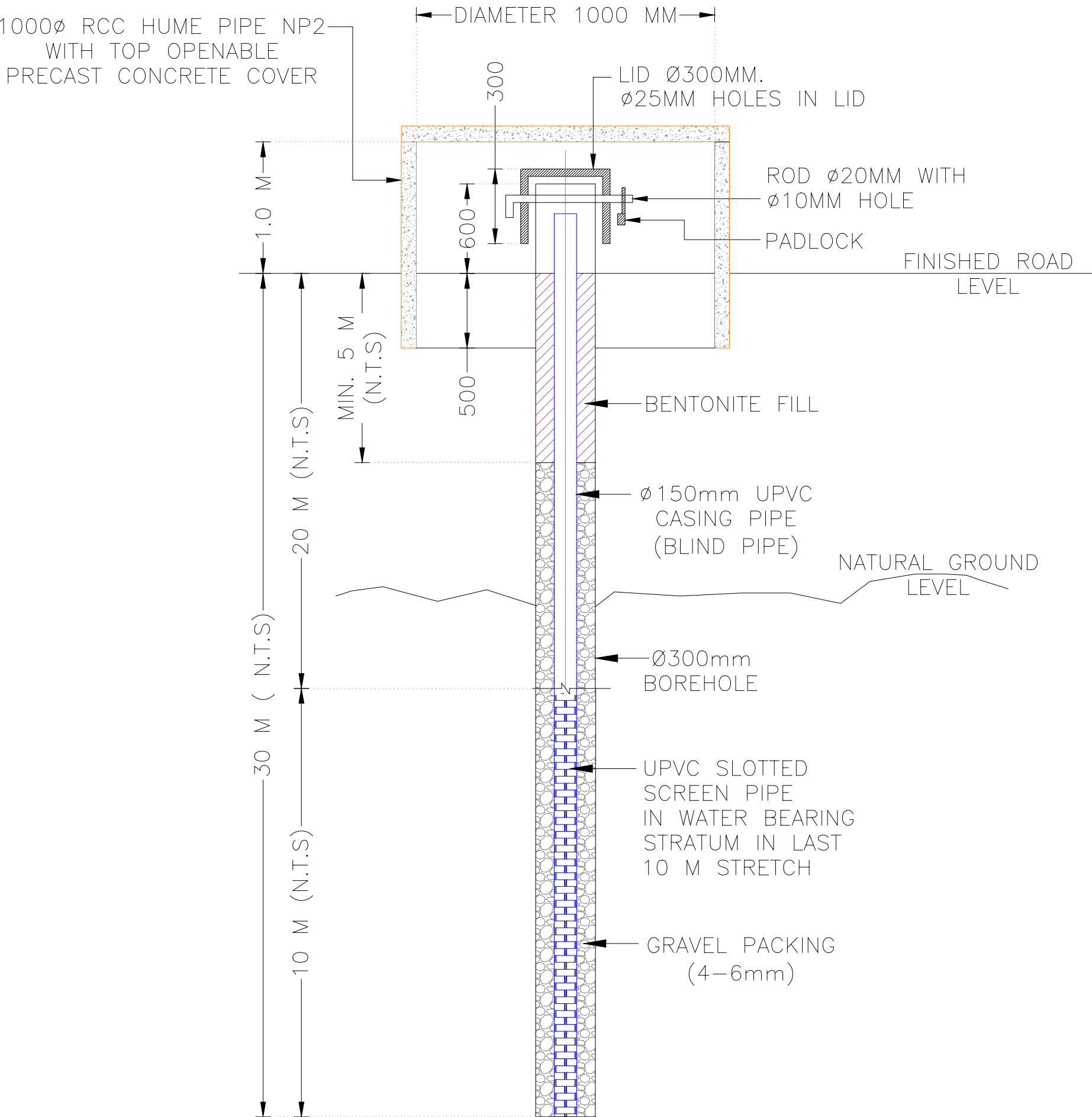
CONFIDENTIAL STATEMENT:-

THIS DRAWING IS THE PROPERTY OF GERMI. THIS INFORMATION IS CONFIDENTIAL AND IS TO BE USED IN CONNECTION WITH WORK DESCRIBED BY GERMI. NO PART IS TO BE DISCLOSED OR COPY TO OTHER WITHOUT WRITTEN PERMISSION FROM GERMI.

ALL PIEZEOMETRIC WELL TO BE DONE ON 4 CORNER OF ELEVATED SOIL. ALL LOCATION ARE INSIDE THE GREEN BELT. LOCATION CAN BE ADJUSTED WITHIN 1 m ON ANY SIDE FROM MARKED LOCATION IF REQUIRED.




LOCAITON OF THE PIEZEOMETRIC WELL



TYPICAL DETAILS FOR GROUND WATER MONITORING (PIEZOMETER) WELL – 4 NOS.


GENERAL NOTES:-
1. ALL DIMENSIONS ARE IN m.m AND ALL LEVELS ARE IN Meter UNLESS AND OTHERWISE SPECIFIED.

REVI.	DATE	PURPOSE	BY



CLIENT

ADDRESS:
MORBI MUNICIPAL CORPORATION
15, VASANT PLOT
MAIN ROAD, SARDAR
NAGAR, MORBI-363641



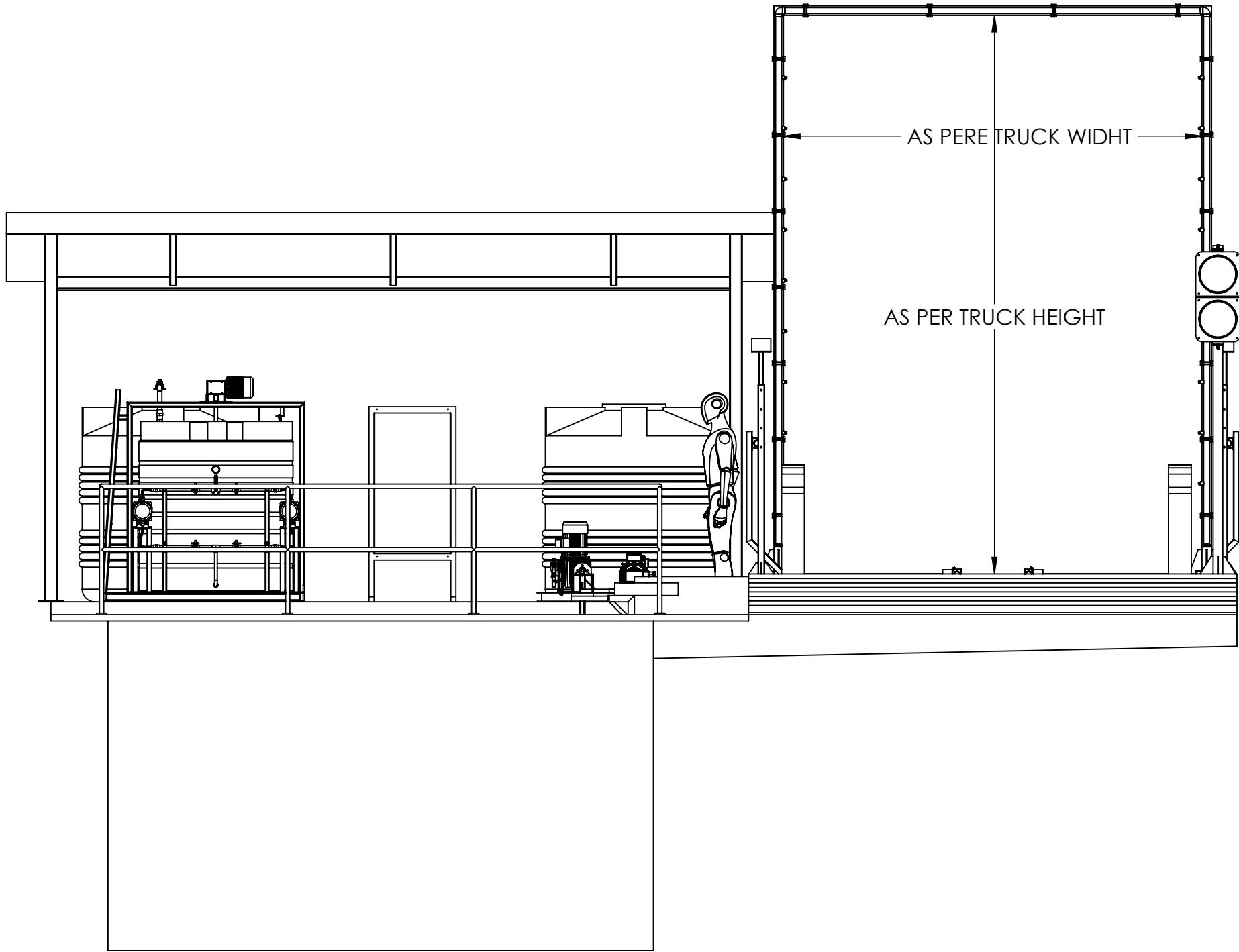
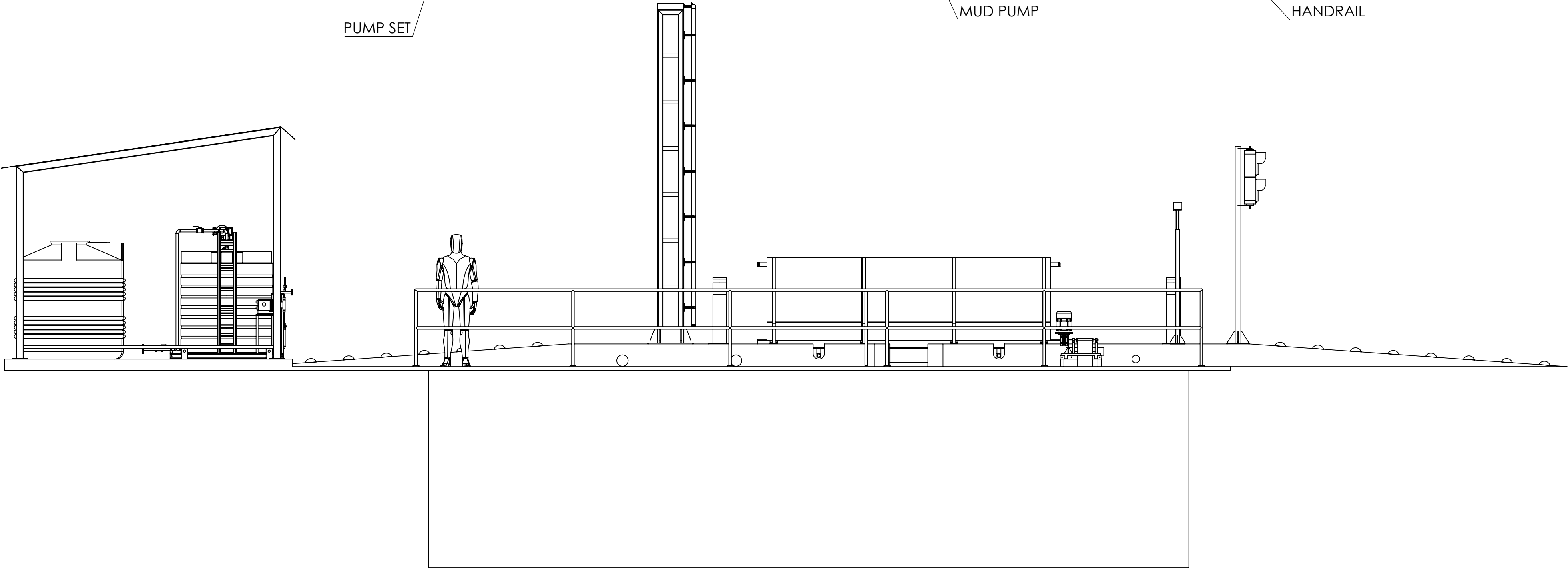
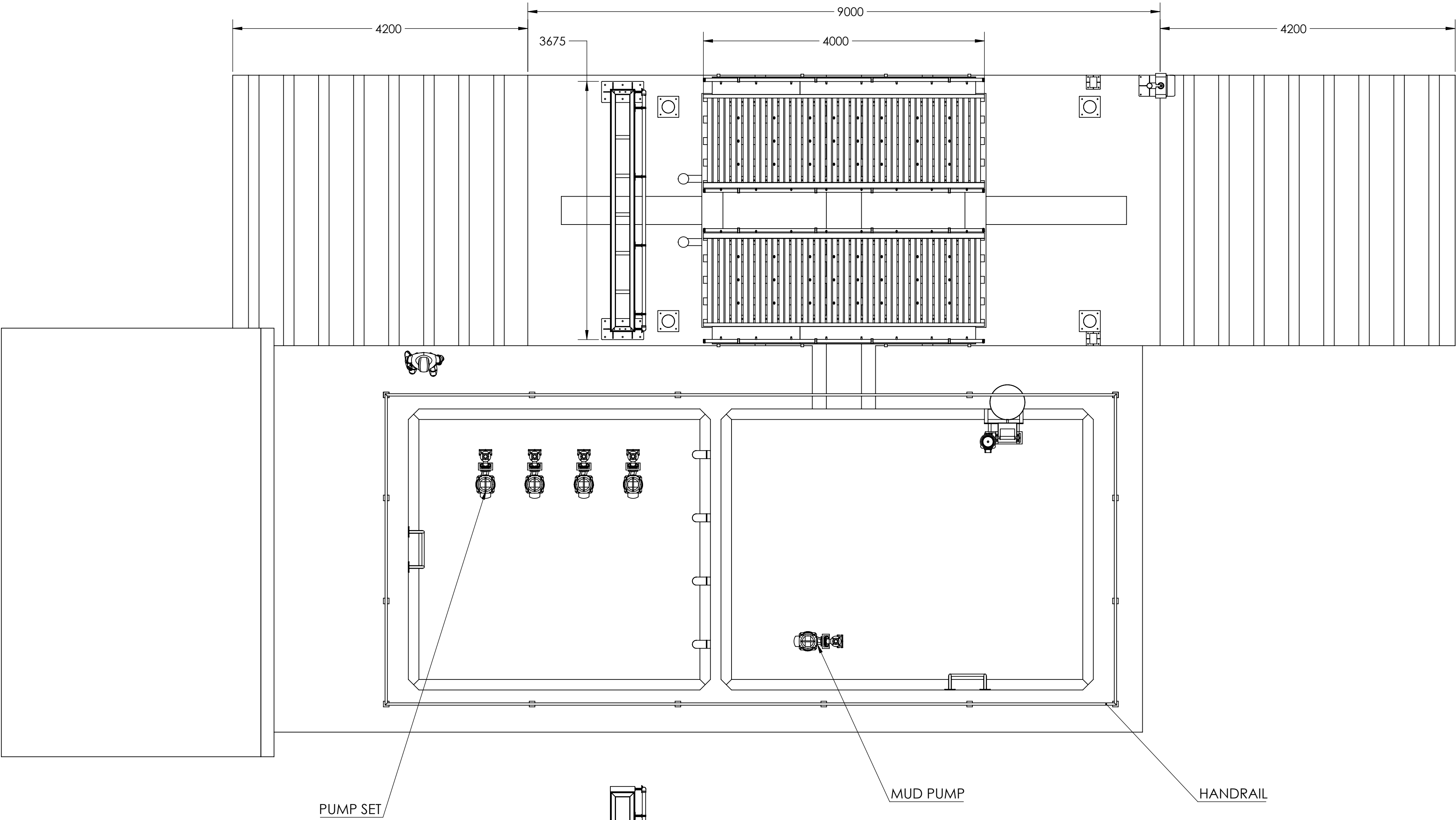
CONSULTANTS

ADDRESS:
GUJARAT ENERGY RESEARCH & MANAGEMENT INSTITUTE
1st FLOOR, ENERGY BUILDING PDP
CAMPUS, RAISAN VILLAGE,
GANDHINAGAR,
GUJARAT-382 007

CONTACT:
information@germi.org

PROJECT NUMBER:-	6225
BUILDING NAME:-	PIEZEOMETRIC WELL
PROJECT NAME:-	NEW SLF FOR LALPUR SITE, MORBI

DRAWN:-	AYAN	DATE OF R0:-	15-12-2025
CHECK:-	PRASHAM		
APPROVE:-	A.K	SCALE:-	VARY
DRAWING TITLE:- DETAIL FOR PIEZEOMETRIC WELL			
DRAWING NO	REVISION	SHEET	FOR
15.A.101	R0	A2	T TENDER



Tolerance Where Not Specified							Drawn	Check	Appr.	
Over	Up To	Tol.		Over	Up To	Tol.	By.	SAHIL	MD	NS
--	10	±0.1		300	500	±2.0	Date.	15-12-25	15-12-25	15-12-25
10	30	±0.2		500	1000	±5.0	Sign.			
30	300	±0.3		1000	5000	±10.0	Note: All Dimension are in MM otherwise specified			
THIS DRAWING IS THE PROPERTY OF NISSAN CLEAN INDIA PVT. LTD. ANY PART OF THIS DRAWINGS SHOULD NOT BE COPIED OR LENT WITHOUT AUTHORITY OF NISSAN CLEAN INDIA PVT. LTD.							Drawing No. :			
							Product:			
							Material:			

NISSAN

CLEAN INDIA

INNOVATIVE WASH SYSTEM



Client : MORBI MUNICIPAL CORPORATION

Symbol : 

SCALE
1:100

Title :
G.A.D